

## SUPPLEMENTAL MATERIAL

### “Lateral variation in slab window viscosity inferred from GNSS-observed uplift due to recent mass loss at Patagonia icefields”

Raymond M. Russo<sup>1</sup>, Haipeng Luo<sup>2</sup>, Kelin Wang<sup>3,2</sup>, Boudewijn Ambrosius<sup>4</sup>, Victor Mocanu<sup>5</sup>, Jiangheng He<sup>3</sup>, Thomas James<sup>3,2</sup>, Michael Bevis<sup>6</sup>, and Rui Fernandes<sup>7</sup>

<sup>1</sup> Department of Geological Sciences, University of Florida, Gainesville, Florida 32608 USA.

<sup>2</sup> School of Earth and Ocean Sciences, University of Victoria, Victoria, British Columbia, Canada, V8W 2Y2.

<sup>3</sup> Pacific Geoscience Centre, Geological Survey of Canada, 9860 West Saanich Road, Sidney, British Columbia, Canada, V8L 4B2.

<sup>4</sup> Faculty of Aerospace Engineering, Delft University of Technology, Kluyverweg 1, 2629 HS, Delft, The Netherlands

<sup>5</sup> Department of Geophysics, University of Bucharest, 6 Traian Vuia Street, RO-020956, Bucharest, Romania

<sup>6</sup> School of Earth Sciences, Ohio State University, 125 South Oval Mall, Columbus, Ohio 43210, USA

<sup>7</sup> University of Beira Interior, Instituto D. Luiz, Rua Marquês d'Ávila e Bolama, 6201-001 Covilhã, Portugal

## MODELING METHOD

Much glacial thinning has occurred at the NPI and SPI from the LIA maximum (~1870; Fig. S1A). In our models, we calculate the viscoelastic response of glacial thinning from this time, with fixed glacial areas of 4000 km<sup>2</sup> and 13500 km<sup>2</sup> for the NPI and SPI, respectively (e.g., Davies and Glasser, 2012). We have also tested the effects of smaller mountain glaciers between the NPI and SPI and slightly to the east (Falaschi et al., 2017) but found their effects to be negligibly small and thus excluded them from our models for simplicity.

We use the spherical-Earth 27-node-finite-element code PGCviscl-3D that was developed by one of us (J. He) and described in Hu (2011) and Wang et al. (2012) to model the GIA-induced deformation. This code has been benchmarked against all available analytical solutions in GIA modeling and in viscoelastic postseismic deformation modeling. For the spatial scale of this work, it would make no difference if a Cartesian code were used. The governing equation is,

$$\nabla \cdot \boldsymbol{\tau} - \nabla(\mathbf{u} \cdot \rho \mathbf{g} \hat{\mathbf{r}}) = 0$$

where  $\boldsymbol{\tau}$  is the stress tensor,  $\mathbf{u}$  is the displacement vector,  $\hat{\mathbf{r}}$  is the radial unit vector,  $\rho$  is rock density, and  $\mathbf{g}$  is gravitational acceleration. The second term in this equation is the contribution of advection of pre-stress (restoring force of isostasy) (Peltier, 1974). Additional terms that describe the effects of buoyancy and self-gravitation in a more complete governing equation for GIA modeling (James, 1991) are important for modeling large loading areas and longer glacial history but are negligible for our problem at hand. The effect of ice thinning is identical to an upward pulling traction which is the product of the thinning rate, ice density (920 kg/m<sup>3</sup>), and gravitational acceleration (9.8 m/s<sup>2</sup>). We apply this traction at the surface.

Our model spans 50 latitudinal and longitudinal degrees, with the center portion shown in Fig. 2C, and a depth range of 0 – 1000 km. It is a variation of previous models of subduction earthquake cycles for the Chile margin (e.g., Wang et al., 2012; Sun et al., 2018; Luo et al.,

2020). However, the effect of the Kelvin component of the bi-viscous transient rheology used in the earthquake models is negligibly small for the timescale of the GIA model of this work, and therefore here we assume a Maxwell rheology for the sub-lithospheric mantle. Otherwise, we keep the parameter structure simple and compatible with the earthquake models. Outside of the slab window, it features an elastic slab, upper plate, and “cold nose” of the mantle wedge (Luo and Wang, 2021), and the viscosity of the viscoelastic portion of the mantle wedge is an order of magnitude lower than the oceanic mantle. The rock density and Poisson’s ratio for the entire model are uniformly  $3300 \text{ kg/m}^3$  and 0.25, respectively. The rigidities for the elastic plates and viscoelastic mantle are 48 GPa and 64 GPa, respectively. The trench location is from Bird (2003), and the slab geometry is from Hayes et al. (2012) with an additional southward extrapolation to  $52^\circ\text{S}$ . The edges of the slab window are simplified from those of Breitsprecher and Thorkelson (2009) (Fig. 1B).

For simplicity and to be consistent with the resolving power of the GNSS observations, we ignore viscosity variations with depth except for a contrast across 500 km which approximates the mantle transition zone (Fig. 2B). The layer between the upper plate and this depth in our model is a compromise between end-member options for the viscoelastic layer underlying the upper plate used in previous modeling of Patagonia GIA, such as a uniform half space (Ivins and James, 1999; Ivins et al., 2011; Lange et al., 2014; Richter et al., 2016) or a lower-viscosity asthenosphere of 100 – 200 km thick overlying higher-viscosity mantle (Ivins and James, 2004). Because of the rather small areas of the icefields and very short unloading history dealt with in this study, the exact thickness of this layer is of little importance; setting its bottom to 300 km or 700 km would yield similar results. In particular, it does not affect our investigation of the along-strike variations.

## **GNSS DATA ARCHIVING**

The raw RINEX data of our 5 new GNSS stations used in the paper plus station SNJV, which was not used in the paper, are archived at UNAVCO (<https://www.unavco.org/data/gps-gnss/gps-gnss.html>). Upon request by UNAVCO, station LSAR in the paper has been renamed LSR2 in the UNAVCO archive.

## **ADDITIONAL REFERENCES CITED IN SUPPLEMENTAL MATERIAL**

- Abdel Jaber, W.A., Rott, H., Floricioiu, D., Wuite, J., and Miranda, N., 2019, Heterogeneous spatial and temporal pattern of surface elevation change and mass balance of the Patagonian ice fields between 2000 and 2016: *The Cryosphere*, v. 13, p. 2511–2535.
- Aniya, M., 1999, Recent glacier variations of the Hielos Patagónicos, South America, and their contribution to sea-level change: *Arctic, Antarctic, and Alpine Research*, v. 31, p. 165–173.
- Bird, P., 2003, An updated digital model of plate boundaries: *Geochemistry, Geophysics, Geosystems*, v. 4, 1027.
- Braun, M.H., Malz, P., Sommer, C., Farías-Barahona, D., Sauter, T., Casassa, G., Soruco, A., Skvarca, P., and Seehaus, T.C., 2019, Constraining glacier elevation and mass changes in South America: *Nature Climate Change*, v. 9, p. 130–136.
- Davies, B.J. and Glasser, N.F., 2012, Accelerating shrinkage of Patagonian glaciers from the Little Ice Age (~ AD 1870) to 2011: *Journal of Glaciology*, v. 58, p. 1063–1084.
- Falaschi, D., Bolch, T., Rastner, P., Lenzano, M.G., Lenzano, L., VECCHIO, A. L., and Moragues, S., 2017, Mass changes of alpine glaciers at the eastern margin of the Northern

- and Southern Patagonian Icefields between 2000 and 2012: *Journal of Glaciology*, v. 63, p. 258–272.
- Foresta, L., Gourmelen, N., Weissgerber, F., Nienow, P., Williams, J.J., Shepherd, A., Drinkwater, M.R., and Plummer, S., 2018, Heterogeneous and rapid ice loss over the Patagonian Ice Fields revealed by CryoSat-2 swath radar altimetry: *Remote Sensing of Environment*, v. 211, p. 441–455.
- Glasser, N.F., Harrison, S., Jansson, K.N., Anderson, K., and Cowley, A., 2011, Global sea-level contribution from the Patagonian Icefields since the Little Ice Age maximum: *Nature Geoscience*, v. 4, p. 303–307.
- Hayes, G.P., Wald, D.J., and Johnson, R.L., 2012, Slab1. 0: A three-dimensional model of global subduction zone geometries: *Journal of Geophysical Research: Solid Earth*, v. 117, B01302.
- Hu, Y., 2011, Deformation processes in great subduction zone earthquake cycles, PhD thesis, University of Victoria, Victoria, BC.
- James, T., 1991, Post-glacial deformation, PhD thesis, Princeton University, Princeton, NJ.
- Luo, H. and Wang, K., 2021, Postseismic geodetic signature of cold forearc mantle in subduction zones: *Nature Geoscience*, v. 14, p. 104–109.
- Luo, H., Ambrosius, B., Russo, R.M., Mocanu, V., Wang, K., Bevis, M., and Fernandes, R., 2020, A recent increase in megathrust locking in the southernmost rupture area of the giant 1960 Chile earthquake: *Earth and Planetary Science Letters*, v. 537, p. 116200.
- Malz, P., Meier, W., Casassa, G., Jaña, R., Skvarca, P., and Braun, M.H., 2018, Elevation and mass changes of the Southern Patagonia Icefield derived from TanDEM-X and SRTM data: *Remote Sensing*, v. 10, p. 188.
- Peltier, W.R., 1974, The impulse response of a Maxwell Earth: *Reviews of Geophysics*, v. 12, p. 649–669.
- Richter, A., Groh, A., Horwath, M., Ivins, E., Marderwald, E., Hormaechea, J.L., Perdomo, R., and Dietrich, R., 2019, The Rapid and Steady Mass Loss of the Patagonian Icefields throughout the GRACE Era: 2002–2017, *Remote Sensing*, v. 11, 909, doi:10.3390/rs11080909.
- Rivera, A., Benham, T., Casassa, G., Bamber, J., and Dowdeswell, J.A., 2007, Ice elevation and areal changes of glaciers from the Northern Patagonia Icefield, Chile: *Global and Planetary Change*, v. 59, p. 126–137.
- Sun, T. et al., 2014, Prevalence of viscoelastic relaxation after the 2011 Tohoku-oki earthquake: *Nature*, v. 514, p. 84–87.
- Wang, K., Hu, Y., and He, J., 2012, Deformation cycles of subduction earthquakes in a viscoelastic Earth: *Nature*, v. 484, p. 327–332.

**Table S1. Newly obtained uplift rates for the ten continuous GNSS sites shown in red in Fig. 1A. The first five sites were installed for this study. Raw data for the bottom five sites are from Blewitt et al. (2018). Time series from these ten sites are shown in Fig. S2.**

Site	Longitude (°W)	Latitude (°S)	Height (m)	Vu (mm/yr)	SigVu (mm/yr)	T_first (yymmmdd)	T_last (yymmmdd)	T_span (years)
PTVS	73.0785	47.6975	62.3	18.04	0.53	13-Feb-25	17-Mar-19	4.06
LSAR	73.8586	46.6617	28.2	12.42	1.03	14-Apr-09	19-May-21	5.11
BBAF	71.7029	45.9825	761.9	1.02	0.43	13-Feb-27	19-Nov-17	6.72
VLOH	72.3395	48.2481	451.0	15.87	0.47	13-Feb-24	18-Jul-21	5.4
TRQ2	72.8017	46.6356	403.7	13.04	0.45	13-Feb-28	19-Nov-19	6.72
XPLO	73.1948	46.484	95.2	11.77	0.92	16-Mar-07	19-Nov-02	3.65
VOHG	72.5566	48.4648	301.8	21.54	1.00	14-Feb-14	19-Dec-07	5.81
TRTL	73.541	47.8031	99.1	22.98	0.61	15-Mar-24	18-Apr-23	3.08
CHLT	72.8856	49.3405	485.4	24.00	0.50	09-Jun-04	19-Jun-17	10.04
CCHR	72.5907	47.253	189.8	13.42	1.07	17-Feb-09	20-Jan-13	2.93

**Table S2. Slab window viscosity values (in  $10^{18}$  Pa s) and RMS fit to GNSS data in different models\***

Model	Northern	Transitional (48.5°-49.5°)	Southern	Model RMS (mm/yr)	Figures
Preferred	2	6	20	3.64	Fig. 3A, 3B
Uniform: low viscosity	2.5	2.5	2.5	10.76	Fig. 3C
Uniform: high viscosity	15	15	15	7.30	Fig. 3C
Uniform viscosity: NPI thinning rate 2 times SPI	7	7	7	5.38	Fig. 3D
Variable upper-plate thickness	2.5	7	16	4.08	Fig. S4A
Mass loss history A	0.1	0.5	3	4.39	Fig. S4C

\*In all the models, the viscosity is  $2 \times 10^{20}$  Pa s for the oceanic mantle and deeper mantle and  $2 \times 10^{19}$  Pa s for the regular mantle wedge outside of the slab window (e.g., Fig. 2B).

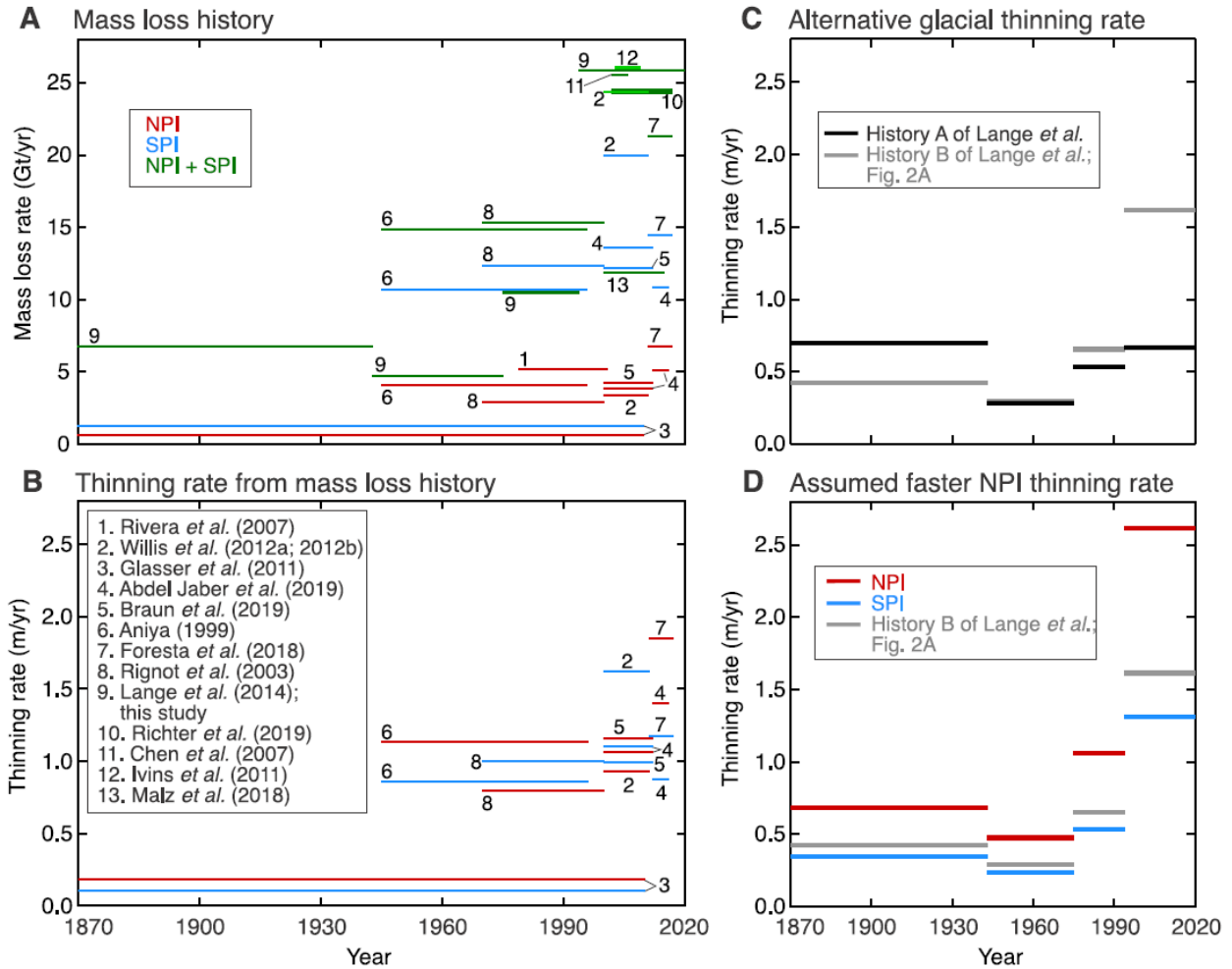


Figure S1. (A) Ice mass loss history of NPI and SPI and/or their combination seen in the literature. Some of the studies provided rates only for one, or the total, of the two icefields. Lange *et al.* (2014) proposed two histories; only history B is shown here. (B) Ice thinning histories of NPI and SPI approximately translated from the mass loss histories in (A) for studies that provided estimates for both ice fields, assuming constant areas of 4000 and 13500 km<sup>2</sup> for NPI and SPI, respectively. (C) Uniform ice thinning history translated from history A of Lange *et al.* (2014) which is used for the test model shown in Fig. S4C, in comparison with that translated from history B (reproduced from Fig. 2A) which is used for the preferred model shown in Figs. 3A and 3B. (D) The ice thinning history used for the uniform-viscosity model shown in Fig. 3D, with the NPI thinning rate 2 times SPI, in comparison with the history used for the preferred model.

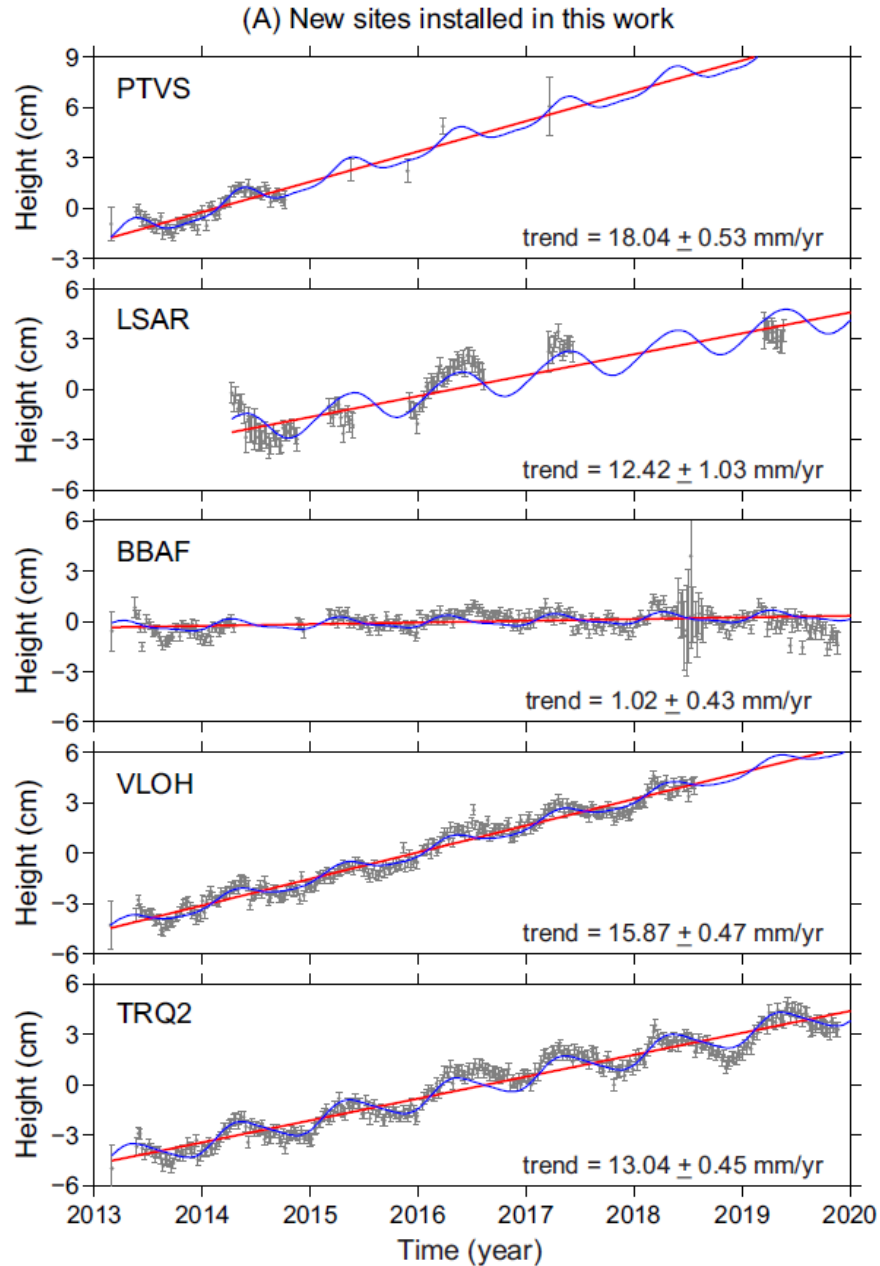


Figure S2. Weekly vertical positions (gray circles) of the GNSS sites listed in Table S1. Error bar represents 2.5 standard deviation. Blue curve is best-fit model that includes the linear trend and annual and semiannual cycles. The linear trend, which provides the uplift rate of each site shown in Table S1, Fig. 1A, and Fig. 3, is also shown using a red line. The data are processed using the GipsyX software (Bertiger et al., 2020) in the ITRF14 reference frame following the procedure described in Luo et al. (2020). (A) Data from the five new sites established in this study. (B) Five existing sites from Blewitt et al. (2018).

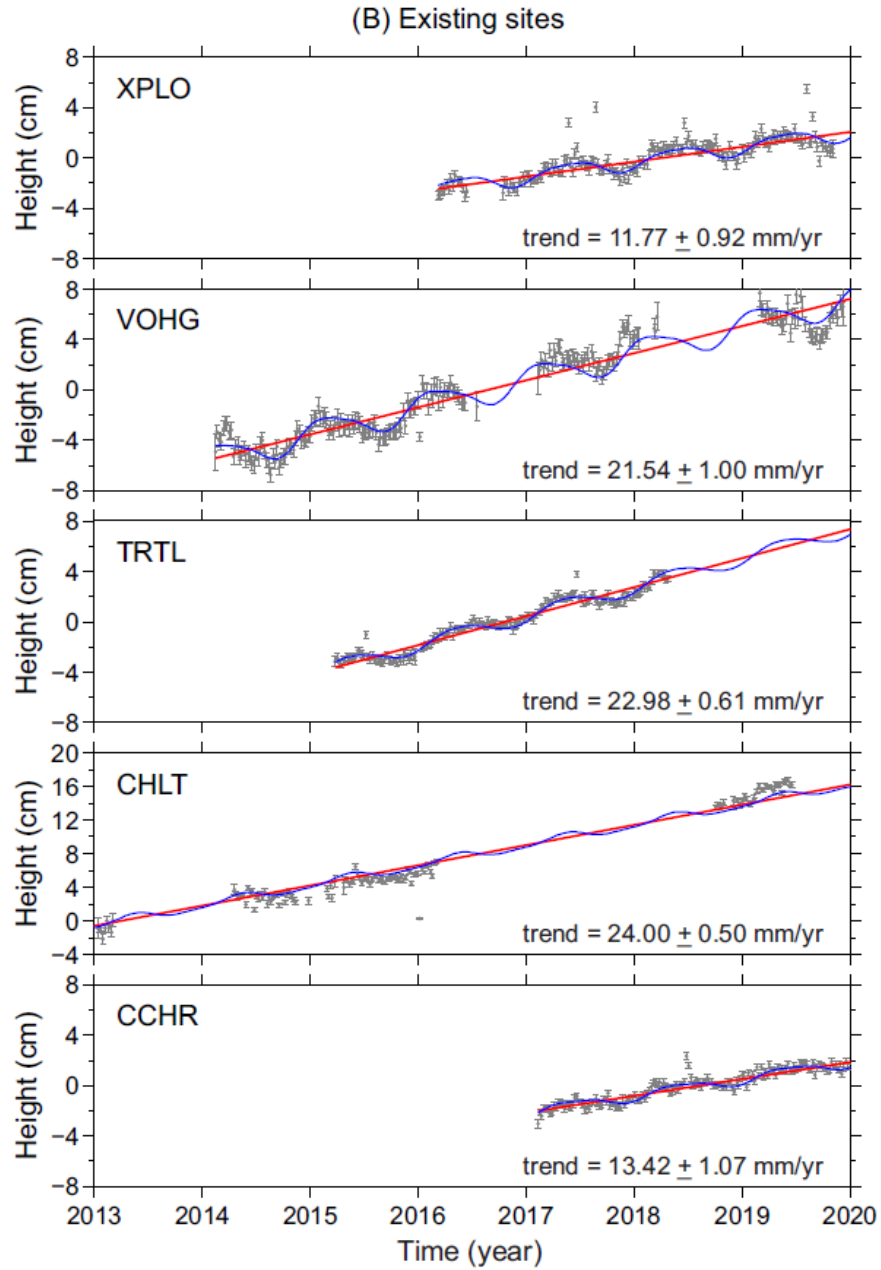


Figure S2. Continued.

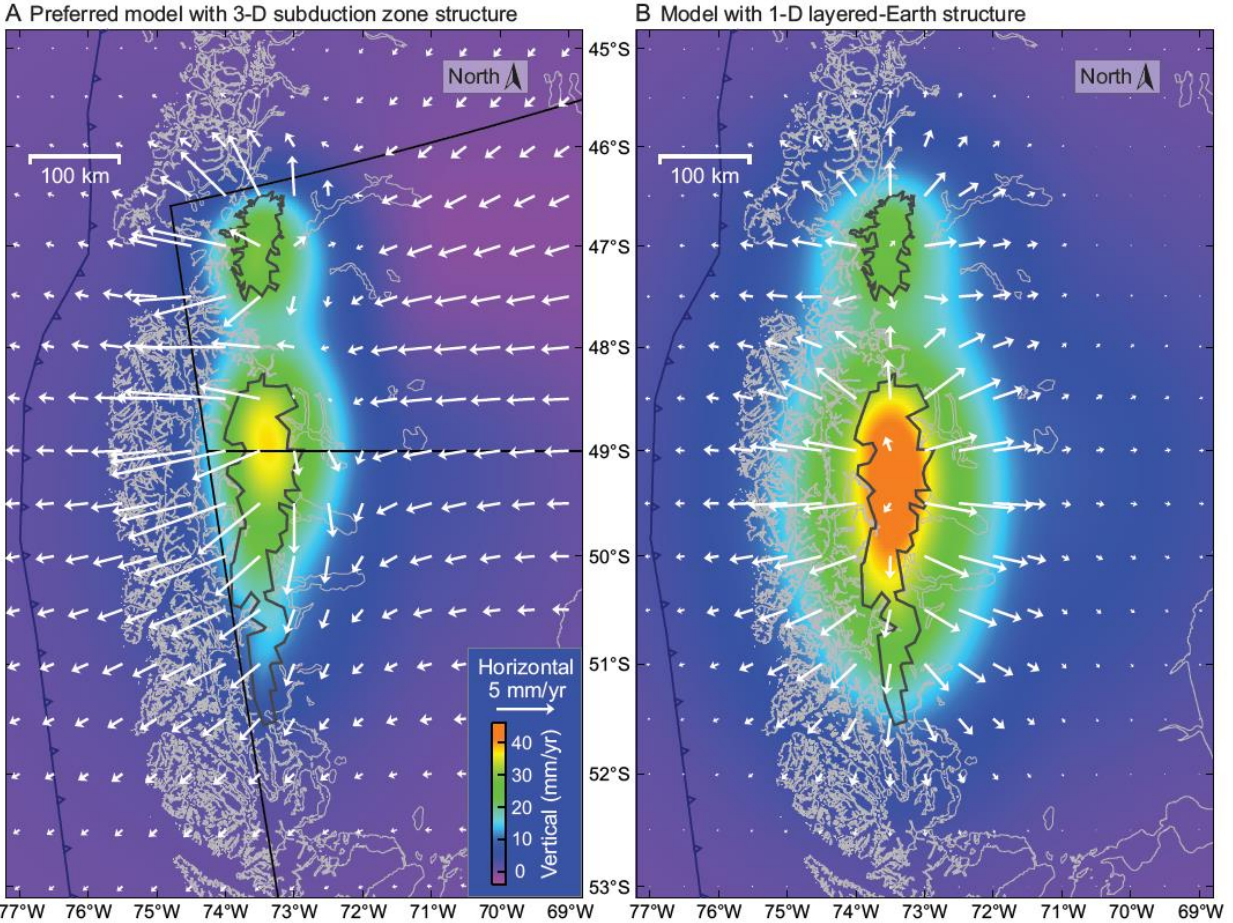


Figure S3. (A) Vertical as well as horizontal deformation predicted by the 3-D preferred model shown in Fig. 3A (Table S2). (B) Deformation predicted by the 1-D model of Lange et al. (2014) (also used by Richter et al. (2016)), featuring a 35 km thick elastic layer overlying a viscoelastic half space with viscosity  $8 \times 10^{18}$  Pa s. In the 1-D model, deformation is symmetric with respect to the load center. In the 3-D model, less viscous upper-mantle material exhibits faster flow toward the load center in response to ice melting, causing systematic motion of the overlying elastic layer in the direction of the more viscous part of the mantle. In (A), the dominant westward motion reflects the contrast between the high-viscosity oceanic mantle and low-viscosity mantle wedge, and the presence of a pronounced southward component reflects the N-S viscosity contrast in the slab window.



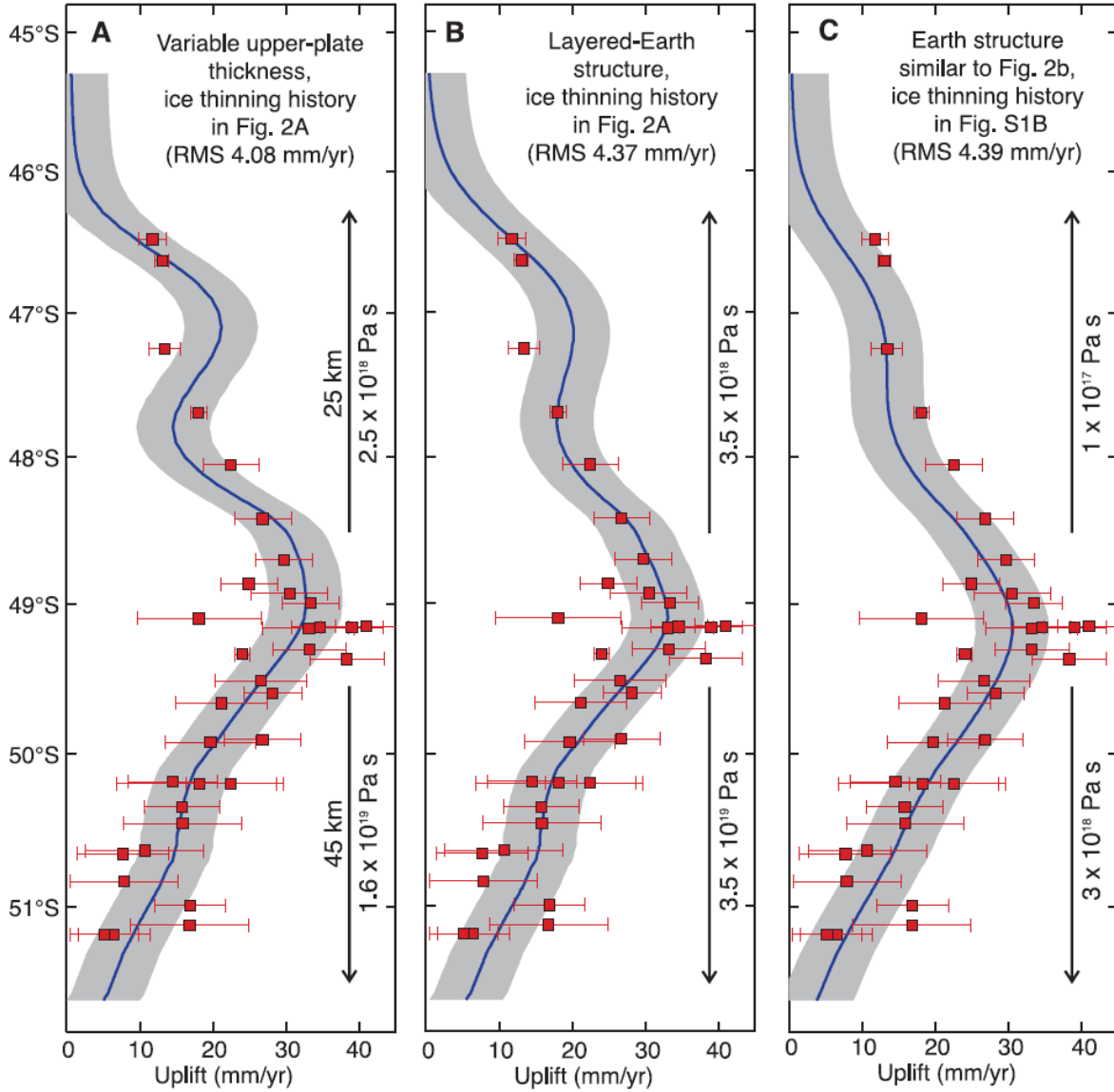


Figure S4. Three test models that can roughly explain the GNSS data using the viscosity values shown for the northern and southern parts of the slab window. Model uplift rates (blue curve) are along profile P-P' of Fig. 3A  $\pm$  5 mm/yr (gray area). GNSS values with  $1\text{-}\sigma$  error bars are from within 30 km of the profile. (A) A model with a N-S contrast of 20 km in upper-plate thickness as shown. (B) A layered-Earth model. The pattern of N-S variations in viscosity is similar to that of Fig. 2B except for the lack of a subducting slab. (C) Similar to the preferred model (Fig. 2B) but with the ice thinning history shown in Fig. S1B based on history A of Lange et al. (2014).

## Weekly Solutions for GNSS Data Used in This Study

Date	decimal year	gpswk	gpsday	Height (cm)	Hsig (cm)	Site
13FEB28	2013.1602	1729	4	-0.60	0.48	BBAF
13MAY17	2013.3739	1740	5	0.81	0.25	BBAF
13MAY21	2013.3863	1741	3	0.42	0.10	BBAF
13MAY29	2013.4055	1742	3	0.40	0.10	BBAF
13JUN04	2013.4247	1743	3	-0.42	0.10	BBAF
13JUN12	2013.4438	1744	3	-1.50	0.10	BBAF
13JUN19	2013.4630	1745	3	-0.40	0.10	BBAF
13JUN26	2013.4822	1746	3	0.11	0.10	BBAF
13JUL03	2013.5014	1747	3	-0.11	0.09	BBAF
13JUL09	2013.5205	1748	3	-0.25	0.10	BBAF
13JUL16	2013.5397	1749	3	-0.70	0.10	BBAF
13JUL23	2013.5589	1750	3	-0.61	0.10	BBAF
13JUL31	2013.5781	1751	3	-0.52	0.10	BBAF
13AUG06	2013.5973	1752	3	-0.91	0.10	BBAF
13AUG14	2013.6164	1753	3	-1.18	0.10	BBAF
13AUG20	2013.6356	1754	3	-1.44	0.10	BBAF
13AUG28	2013.6548	1755	3	-1.15	0.10	BBAF
13SEP04	2013.6740	1756	3	-1.25	0.10	BBAF
13SEP11	2013.6932	1757	3	-1.08	0.10	BBAF
13SEP17	2013.7123	1758	3	-0.94	0.10	BBAF
13SEP24	2013.7315	1759	3	-0.95	0.10	BBAF
13OCT02	2013.7507	1760	3	-0.42	0.10	BBAF
13OCT08	2013.7699	1761	3	-0.43	0.10	BBAF
13OCT16	2013.7890	1762	3	-0.90	0.10	BBAF
13OCT22	2013.8082	1763	3	-0.22	0.10	BBAF
13OCT30	2013.8274	1764	3	-0.18	0.10	BBAF
13NOV06	2013.8466	1765	3	-0.42	0.10	BBAF
13NOV13	2013.8658	1766	3	-0.45	0.10	BBAF
13NOV20	2013.8849	1767	3	-0.77	0.10	BBAF
13NOV26	2013.9041	1768	3	-0.16	0.10	BBAF
13DEC03	2013.9233	1769	3	-0.79	0.10	BBAF
13DEC10	2013.9425	1770	3	-0.22	0.10	BBAF
13DEC17	2013.9616	1771	3	-0.88	0.10	BBAF
13DEC24	2013.9808	1772	3	-1.07	0.10	BBAF
14JAN01	2014.0005	1773	3	-0.81	0.12	BBAF
14JAN08	2014.0192	1774	3	-1.18	0.10	BBAF
14JAN15	2014.0384	1775	3	-0.98	0.10	BBAF
14JAN22	2014.0575	1776	3	-0.54	0.10	BBAF
14JAN29	2014.0767	1777	3	-1.20	0.10	BBAF
14FEB05	2014.0959	1778	3	-0.35	0.11	BBAF
14FEB11	2014.1151	1779	3	-0.42	0.10	BBAF
14FEB18	2014.1342	1780	3	-0.38	0.10	BBAF
14FEB25	2014.1534	1781	3	-0.68	0.10	BBAF
14MAR04	2014.1726	1782	3	-0.34	0.11	BBAF
14MAR12	2014.1918	1783	3	-0.51	0.10	BBAF
14MAR18	2014.2110	1784	3	-0.10	0.10	BBAF

14MAR26	2014.2301	1785	3	-0.18	0.10	BBAF
14APR01	2014.2493	1786	3	-0.04	0.10	BBAF
14APR09	2014.2685	1787	3	0.12	0.10	BBAF
14APR16	2014.2877	1788	3	-0.36	0.10	BBAF
14NOV20	2014.8863	1819	4	-0.14	0.13	BBAF
14NOV26	2014.9014	1820	3	-0.13	0.10	BBAF
14DEC02	2014.9205	1821	3	-0.10	0.10	BBAF
14DEC07	2014.9342	1822	1	-0.59	0.16	BBAF
15MAR04	2015.1726	1834	4	0.41	0.13	BBAF
15MAR11	2015.1890	1835	3	0.39	0.10	BBAF
15MAR17	2015.2082	1836	3	-0.02	0.10	BBAF
15MAR25	2015.2274	1837	3	0.37	0.10	BBAF
15APR01	2015.2466	1838	3	-0.11	0.10	BBAF
15APR08	2015.2658	1839	3	0.56	0.10	BBAF
15APR15	2015.2849	1840	3	0.33	0.10	BBAF
15APR21	2015.3041	1841	3	0.14	0.10	BBAF
15APR28	2015.3233	1842	3	0.44	0.10	BBAF
15MAY05	2015.3425	1843	3	0.54	0.10	BBAF
15MAY12	2015.3616	1844	3	-0.19	0.10	BBAF
15MAY19	2015.3795	1845	2	-0.01	0.10	BBAF
15MAY27	2015.4000	1846	3	-0.15	0.10	BBAF
15JUN03	2015.4192	1847	3	0.00	0.10	BBAF
15JUN10	2015.4384	1848	3	0.13	0.10	BBAF
15JUN17	2015.4575	1849	3	-0.24	0.10	BBAF
15JUN24	2015.4767	1850	3	-0.09	0.10	BBAF
15JUL01	2015.4959	1851	3	-0.16	0.10	BBAF
15JUL07	2015.5151	1852	3	0.02	0.10	BBAF
15JUL14	2015.5342	1853	3	-0.36	0.10	BBAF
15JUL21	2015.5534	1854	3	-0.62	0.10	BBAF
15JUL28	2015.5726	1855	3	0.18	0.10	BBAF
15AUG05	2015.5918	1856	3	0.01	0.09	BBAF
15AUG11	2015.6110	1857	3	-0.33	0.10	BBAF
15AUG19	2015.6301	1858	3	-0.55	0.10	BBAF
15AUG25	2015.6493	1859	3	-0.26	0.09	BBAF
15SEP02	2015.6685	1860	3	-0.26	0.10	BBAF
15SEP09	2015.6877	1861	3	-0.30	0.10	BBAF
15SEP15	2015.7068	1862	3	0.31	0.10	BBAF
15SEP22	2015.7260	1863	3	-0.07	0.09	BBAF
15SEP29	2015.7452	1864	3	-0.30	0.10	BBAF
15OCT07	2015.7644	1865	3	-0.13	0.09	BBAF
15OCT13	2015.7836	1866	3	-0.20	0.10	BBAF
15OCT21	2015.8027	1867	3	0.05	0.10	BBAF
15OCT27	2015.8219	1868	3	0.15	0.10	BBAF
15NOV04	2015.8411	1869	3	-0.34	0.10	BBAF
15NOV11	2015.8603	1870	3	-0.53	0.10	BBAF
15NOV18	2015.8795	1871	3	-0.24	0.10	BBAF
15NOV24	2015.8986	1872	3	-0.51	0.10	BBAF
15DEC01	2015.9178	1873	3	-0.37	0.10	BBAF
15DEC08	2015.9370	1874	3	-0.61	0.10	BBAF
15DEC15	2015.9562	1875	3	-0.20	0.10	BBAF
15DEC23	2015.9753	1876	3	-0.92	0.10	BBAF
15DEC29	2015.9929	1877	2	-0.70	0.12	BBAF
16JAN06	2016.0150	1878	3	0.51	0.05	BBAF
16JAN14	2016.0355	1879	3	-0.07	0.10	BBAF

16JAN20	2016.0546	1880	3	-0.27	0.10	BBAF
16JAN28	2016.0738	1881	3	0.15	0.10	BBAF
16FEB04	2016.0929	1882	3	0.03	0.10	BBAF
16FEB11	2016.1120	1883	3	0.02	0.10	BBAF
16FEB17	2016.1311	1884	3	0.28	0.10	BBAF
16FEB24	2016.1503	1885	3	0.40	0.10	BBAF
16MAR02	2016.1680	1886	4	0.05	0.11	BBAF
16MAR09	2016.1858	1887	3	-0.01	0.10	BBAF
16MAR16	2016.2049	1888	3	0.65	0.10	BBAF
16MAR22	2016.2240	1889	3	0.00	0.10	BBAF
16MAR30	2016.2432	1890	3	0.07	0.10	BBAF
16APR06	2016.2623	1891	3	0.23	0.10	BBAF
16APR13	2016.2814	1892	3	0.39	0.10	BBAF
16APR19	2016.3005	1893	3	0.48	0.10	BBAF
16APR26	2016.3197	1894	3	-0.15	0.10	BBAF
16MAY04	2016.3388	1895	3	0.47	0.10	BBAF
16MAY11	2016.3579	1896	3	0.41	0.09	BBAF
16MAY17	2016.3770	1897	3	0.41	0.09	BBAF
16MAY24	2016.3962	1898	3	0.33	0.09	BBAF
16JUN00	2016.4153	1899	3	0.33	0.09	BBAF
16JUN08	2016.4344	1900	3	0.37	0.10	BBAF
16JUN15	2016.4536	1901	3	0.77	0.10	BBAF
16JUN21	2016.4727	1902	3	0.61	0.10	BBAF
16JUN28	2016.4918	1903	3	0.75	0.09	BBAF
16JUL05	2016.5109	1904	3	1.03	0.10	BBAF
16JUL13	2016.5301	1905	3	0.93	0.09	BBAF
16JUL19	2016.5492	1906	3	0.52	0.10	BBAF
16JUL26	2016.5683	1907	3	0.74	0.09	BBAF
16AUG02	2016.5874	1908	3	0.52	0.10	BBAF
16AUG10	2016.6066	1909	3	0.30	0.10	BBAF
16AUG17	2016.6257	1910	3	0.41	0.09	BBAF
16AUG23	2016.6448	1911	3	0.10	0.10	BBAF
16AUG30	2016.6639	1912	3	0.32	0.09	BBAF
16SEP07	2016.6831	1913	3	0.25	0.10	BBAF
16SEP14	2016.7022	1914	3	0.41	0.10	BBAF
16SEP20	2016.7213	1915	3	0.42	0.10	BBAF
16SEP27	2016.7404	1916	3	0.35	0.10	BBAF
16OCT05	2016.7596	1917	3	0.56	0.09	BBAF
16OCT12	2016.7787	1918	3	-0.12	0.10	BBAF
16OCT18	2016.7978	1919	3	0.23	0.09	BBAF
16OCT25	2016.8169	1920	3	0.38	0.10	BBAF
16NOV02	2016.8361	1921	3	0.07	0.10	BBAF
16NOV09	2016.8552	1922	3	0.50	0.10	BBAF
16NOV15	2016.8743	1923	3	-0.29	0.10	BBAF
16NOV22	2016.8934	1924	3	-0.11	0.10	BBAF
16DEC00	2016.9126	1925	3	-0.32	0.10	BBAF
16DEC07	2016.9317	1926	3	0.38	0.10	BBAF
16DEC14	2016.9508	1927	3	-0.46	0.10	BBAF
16DEC20	2016.9699	1928	3	-0.14	0.10	BBAF
16DEC27	2016.9877	1929	2	0.22	0.11	BBAF
17JAN04	2017.0096	1930	3	-0.22	0.11	BBAF
17JAN11	2017.0274	1931	3	0.51	0.10	BBAF
17JAN18	2017.0466	1932	3	-0.13	0.10	BBAF
17JAN25	2017.0658	1933	3	-0.10	0.10	BBAF

17FEB01	2017.0849	1934	3	0.28	0.10	BBAF
17FEB07	2017.1041	1935	3	0.43	0.10	BBAF
17FEB14	2017.1233	1936	3	0.31	0.10	BBAF
17FEB21	2017.1425	1937	3	0.55	0.10	BBAF
17FEB28	2017.1616	1938	3	0.47	0.10	BBAF
17MAR07	2017.1808	1939	3	1.07	0.10	BBAF
17MAR15	2017.2000	1940	3	0.19	0.10	BBAF
17MAR22	2017.2192	1941	3	0.56	0.10	BBAF
17MAR29	2017.2384	1942	3	0.25	0.10	BBAF
17APR05	2017.2575	1943	3	0.04	0.10	BBAF
17APR12	2017.2767	1944	3	0.45	0.10	BBAF
17APR19	2017.2959	1945	3	0.83	0.10	BBAF
17APR25	2017.3151	1946	3	0.65	0.10	BBAF
17MAY02	2017.3342	1947	3	0.08	0.10	BBAF
17MAY09	2017.3534	1948	3	0.32	0.09	BBAF
17MAY16	2017.3726	1949	3	0.50	0.10	BBAF
17MAY24	2017.3918	1950	3	0.39	0.09	BBAF
17MAY30	2017.4110	1951	3	0.54	0.10	BBAF
17JUN07	2017.4301	1952	3	-0.58	0.10	BBAF
17JUN13	2017.4493	1953	3	0.36	0.09	BBAF
17JUN21	2017.4685	1954	3	-0.50	0.09	BBAF
17JUN28	2017.4877	1955	3	-0.46	0.10	BBAF
17JUL04	2017.5068	1956	3	0.17	0.10	BBAF
17JUL11	2017.5260	1957	3	0.06	0.09	BBAF
17JUL18	2017.5452	1958	3	-0.19	0.09	BBAF
17JUL26	2017.5644	1959	3	-0.23	0.10	BBAF
17AUG01	2017.5836	1960	3	-0.76	0.10	BBAF
17AUG09	2017.6027	1961	3	0.29	0.09	BBAF
17AUG15	2017.6219	1962	3	-0.21	0.10	BBAF
17AUG23	2017.6411	1963	3	-0.53	0.10	BBAF
17AUG30	2017.6603	1964	3	0.01	0.09	BBAF
17SEP06	2017.6795	1965	3	-0.11	0.10	BBAF
17SEP12	2017.6986	1966	3	-0.57	0.10	BBAF
17SEP19	2017.7178	1967	3	-0.30	0.10	BBAF
17SEP26	2017.7370	1968	3	0.15	0.10	BBAF
17OCT03	2017.7562	1969	3	0.41	0.10	BBAF
17OCT11	2017.7753	1970	3	-0.04	0.10	BBAF
17OCT17	2017.7945	1971	3	0.26	0.10	BBAF
17OCT25	2017.8137	1972	3	-0.47	0.10	BBAF
17NOV01	2017.8329	1973	3	-0.02	0.09	BBAF
17NOV08	2017.8521	1974	3	-0.15	0.10	BBAF
17NOV15	2017.8712	1975	3	-0.59	0.10	BBAF
17NOV22	2017.8904	1976	3	-0.40	0.10	BBAF
17NOV28	2017.9096	1977	3	-0.43	0.10	BBAF
17DEC05	2017.9288	1978	3	-0.11	0.10	BBAF
17DEC12	2017.9479	1979	3	-0.85	0.10	BBAF
17DEC19	2017.9671	1980	3	-0.14	0.10	BBAF
17DEC26	2017.9863	1981	3	-0.67	0.10	BBAF
18JAN04	2018.0082	1982	4	-0.09	0.12	BBAF
18JAN09	2018.0247	1983	3	-0.09	0.10	BBAF
18JAN17	2018.0438	1984	3	0.04	0.10	BBAF
18JAN24	2018.0630	1985	3	0.38	0.10	BBAF
18JAN31	2018.0822	1986	3	-0.01	0.10	BBAF
18FEB07	2018.1014	1987	3	0.06	0.10	BBAF

18FEB13	2018.1205	1988	3	0.08	0.10	BBAF
18FEB20	2018.1397	1989	3	0.38	0.10	BBAF
18FEB27	2018.1589	1990	3	0.87	0.10	BBAF
18MAR07	2018.1781	1991	3	1.39	0.10	BBAF
18MAR13	2018.1973	1992	3	1.21	0.10	BBAF
18MAR21	2018.2164	1993	3	0.88	0.10	BBAF
18MAR27	2018.2356	1994	3	1.00	0.10	BBAF
18APR04	2018.2548	1995	3	0.38	0.10	BBAF
18APR11	2018.2740	1996	3	1.25	0.10	BBAF
18APR18	2018.2932	1997	3	0.57	0.10	BBAF
18APR24	2018.3123	1998	3	0.32	0.10	BBAF
18MAY01	2018.3315	1999	3	0.27	0.10	BBAF
18MAY09	2018.3507	2000	3	0.56	0.10	BBAF
18MAY15	2018.3699	2001	3	0.41	0.10	BBAF
18MAY22	2018.3881	2002	2	0.64	0.12	BBAF
18MAY29	2018.4078	2003	2	1.12	0.59	BBAF
18JUN06	2018.4288	2004	3	0.35	0.54	BBAF
18JUN13	2018.4466	2005	3	0.47	0.56	BBAF
18JUN19	2018.4630	2006	2	-0.84	0.81	BBAF
18JUN27	2018.4849	2007	3	-0.55	1.07	BBAF
18JUL04	2018.5045	2008	3	0.29	1.11	BBAF
18JUL10	2018.5233	2009	3	3.88	2.19	BBAF
18JUL18	2018.5438	2010	3	0.34	0.66	BBAF
18JUL24	2018.5616	2011	3	0.12	0.41	BBAF
18AUG01	2018.5822	2012	3	-0.94	0.47	BBAF
18AUG08	2018.6000	2013	3	0.45	0.49	BBAF
18AUG14	2018.6183	2014	2	0.11	0.49	BBAF
18AUG22	2018.6384	2015	3	-0.16	0.43	BBAF
18AUG29	2018.6575	2016	3	-0.14	0.10	BBAF
18SEP05	2018.6767	2017	3	0.63	0.10	BBAF
18SEP12	2018.6959	2018	3	0.08	0.10	BBAF
18SEP18	2018.7151	2019	3	0.58	0.10	BBAF
18SEP25	2018.7342	2020	3	0.23	0.09	BBAF
18OCT02	2018.7534	2021	3	0.06	0.10	BBAF
18OCT09	2018.7726	2022	3	0.04	0.10	BBAF
18OCT17	2018.7918	2023	3	-0.42	0.10	BBAF
18OCT23	2018.8110	2024	3	-0.23	0.10	BBAF
18OCT31	2018.8301	2025	3	-0.22	0.10	BBAF
18NOV06	2018.8493	2026	3	-0.72	0.10	BBAF
18NOV14	2018.8685	2027	3	0.08	0.10	BBAF
18NOV21	2018.8877	2028	3	-0.82	0.10	BBAF
18NOV27	2018.9068	2029	3	-0.32	0.10	BBAF
18DEC04	2018.9260	2030	3	-0.19	0.10	BBAF
18DEC11	2018.9452	2031	3	0.12	0.10	BBAF
18DEC19	2018.9644	2032	3	-0.03	0.10	BBAF
18DEC25	2018.9836	2033	3	-0.08	0.10	BBAF
19JAN02	2019.0044	2034	3	0.36	0.12	BBAF
19JAN08	2019.0219	2035	3	-0.13	0.10	BBAF
19JAN16	2019.0411	2036	3	0.24	0.10	BBAF
19JAN23	2019.0603	2037	3	0.27	0.10	BBAF
19JAN30	2019.0795	2038	3	-0.47	0.10	BBAF
19FEB05	2019.0986	2039	3	0.33	0.10	BBAF
19FEB12	2019.1178	2040	3	0.29	0.10	BBAF
19FEB19	2019.1370	2041	3	0.44	0.10	BBAF

19FEB26	2019.1562	2042	3	1.06	0.10	BBAF
19MAR06	2019.1753	2043	3	0.87	0.10	BBAF
19MAR12	2019.1945	2044	3	0.63	0.10	BBAF
19MAR20	2019.2137	2045	3	0.53	0.12	BBAF
19MAR27	2019.2329	2046	3	-0.49	0.16	BBAF
19APR03	2019.2521	2047	3	0.24	0.17	BBAF
19APR10	2019.2712	2048	3	-0.10	0.16	BBAF
19APR17	2019.2904	2049	3	0.42	0.16	BBAF
19APR23	2019.3096	2050	3	-0.36	0.16	BBAF
19APR30	2019.3288	2051	3	-0.04	0.16	BBAF
19MAY07	2019.3479	2052	3	-0.38	0.16	BBAF
19MAY14	2019.3671	2053	3	-0.06	0.16	BBAF
19MAY21	2019.3863	2054	3	0.17	0.16	BBAF
19MAY29	2019.4055	2055	3	0.17	0.16	BBAF
19JUN04	2019.4247	2056	3	0.34	0.16	BBAF
19JUN12	2019.4438	2057	3	-1.45	0.16	BBAF
19JUN19	2019.4630	2058	3	-0.27	0.17	BBAF
19JUN26	2019.4822	2059	3	0.36	0.16	BBAF
19JUL03	2019.5014	2060	3	-0.05	0.16	BBAF
19JUL09	2019.5205	2061	3	-0.13	0.16	BBAF
19JUL16	2019.5397	2062	3	0.17	0.16	BBAF
19JUL23	2019.5589	2063	3	-1.56	0.16	BBAF
19JUL31	2019.5781	2064	3	0.03	0.16	BBAF
19AUG06	2019.5973	2065	3	-0.15	0.17	BBAF
19AUG14	2019.6164	2066	3	-0.67	0.16	BBAF
19AUG20	2019.6356	2067	3	-0.65	0.16	BBAF
19AUG28	2019.6548	2068	3	-0.07	0.16	BBAF
19SEP04	2019.6740	2069	3	-0.71	0.16	BBAF
19SEP11	2019.6932	2070	3	-0.17	0.16	BBAF
19SEP17	2019.7123	2071	3	-0.00	0.17	BBAF
19SEP24	2019.7315	2072	3	-0.67	0.16	BBAF
19OCT02	2019.7507	2073	3	-0.45	0.16	BBAF
19OCT08	2019.7699	2074	3	-0.42	0.17	BBAF
19OCT16	2019.7890	2075	3	-1.66	0.17	BBAF
19OCT22	2019.8082	2076	3	-1.28	0.17	BBAF
19OCT30	2019.8274	2077	3	-0.64	0.17	BBAF
19NOV06	2019.8466	2078	3	-0.85	0.17	BBAF
19NOV13	2019.8658	2079	3	-0.98	0.17	BBAF
19NOV18	2019.8795	2080	1	-1.30	0.26	BBAF
17FEB09	2017.1096	1935	5	-3.02	0.15	CCHR
17FEB14	2017.1233	1936	3	-2.15	0.10	CCHR
17FEB21	2017.1425	1937	3	-2.41	0.10	CCHR
17FEB28	2017.1616	1938	3	-1.83	0.10	CCHR
17MAR07	2017.1808	1939	3	-1.89	0.10	CCHR
17MAR15	2017.2000	1940	3	-1.74	0.10	CCHR
17MAR22	2017.2192	1941	3	-2.24	0.10	CCHR
17MAR29	2017.2384	1942	3	-2.15	0.10	CCHR
17APR05	2017.2575	1943	3	-1.62	0.10	CCHR
17APR12	2017.2767	1944	3	-1.78	0.10	CCHR
17APR19	2017.2959	1945	3	-1.39	0.10	CCHR
17APR25	2017.3151	1946	3	-1.36	0.10	CCHR
17MAY02	2017.3342	1947	3	-1.48	0.10	CCHR
17MAY09	2017.3534	1948	3	-1.83	0.10	CCHR
17MAY16	2017.3726	1949	3	-1.46	0.10	CCHR

17MAY24	2017.3918	1950	3	-1.68	0.10	CCHR
17MAY30	2017.4110	1951	3	-1.77	0.10	CCHR
17JUN07	2017.4301	1952	3	-1.47	0.10	CCHR
17JUN13	2017.4493	1953	3	-0.93	0.10	CCHR
17JUN21	2017.4685	1954	3	-0.87	0.10	CCHR
17JUN28	2017.4877	1955	3	-1.29	0.09	CCHR
17JUL04	2017.5068	1956	3	-1.30	0.10	CCHR
17JUL11	2017.5260	1957	3	-1.53	0.10	CCHR
17JUL18	2017.5452	1958	3	-1.95	0.10	CCHR
17JUL26	2017.5644	1959	3	-1.67	0.10	CCHR
17AUG01	2017.5836	1960	3	-1.87	0.10	CCHR
17AUG09	2017.6027	1961	3	-1.30	0.10	CCHR
17AUG15	2017.6219	1962	3	-1.28	0.10	CCHR
17AUG23	2017.6411	1963	3	-1.05	0.10	CCHR
17AUG30	2017.6603	1964	3	-1.38	0.10	CCHR
17SEP06	2017.6795	1965	3	-1.63	0.10	CCHR
17SEP12	2017.6986	1966	3	-1.53	0.10	CCHR
17SEP19	2017.7178	1967	3	-1.09	0.10	CCHR
17SEP26	2017.7370	1968	3	-1.25	0.10	CCHR
17OCT03	2017.7562	1969	3	-0.60	0.10	CCHR
17OCT11	2017.7753	1970	3	-1.60	0.10	CCHR
17OCT17	2017.7945	1971	3	-1.42	0.10	CCHR
17OCT25	2017.8137	1972	3	-1.45	0.10	CCHR
17NOV01	2017.8329	1973	3	-1.77	0.10	CCHR
17NOV08	2017.8521	1974	3	-1.58	0.10	CCHR
17NOV15	2017.8712	1975	3	-1.72	0.10	CCHR
17NOV22	2017.8904	1976	3	-1.00	0.10	CCHR
17NOV28	2017.9096	1977	3	-1.56	0.10	CCHR
17DEC05	2017.9288	1978	3	-1.23	0.10	CCHR
17DEC12	2017.9479	1979	3	-1.09	0.10	CCHR
17DEC19	2017.9671	1980	3	-0.97	0.10	CCHR
17DEC26	2017.9863	1981	3	-0.96	0.10	CCHR
18JAN03	2018.0055	1982	3	-0.74	0.10	CCHR
18JAN09	2018.0247	1983	3	-1.19	0.10	CCHR
18JAN17	2018.0438	1984	3	-1.22	0.10	CCHR
18JAN24	2018.0630	1985	3	-1.07	0.10	CCHR
18JAN31	2018.0822	1986	3	-0.76	0.10	CCHR
18FEB07	2018.1014	1987	3	-1.08	0.10	CCHR
18FEB13	2018.1205	1988	3	-0.66	0.10	CCHR
18FEB20	2018.1397	1989	3	-0.39	0.10	CCHR
18FEB27	2018.1589	1990	3	-0.08	0.10	CCHR
18MAR07	2018.1781	1991	3	0.20	0.10	CCHR
18MAR13	2018.1973	1992	3	0.30	0.10	CCHR
18MAR21	2018.2164	1993	3	0.12	0.10	CCHR
18MAR27	2018.2342	1994	2	0.23	0.11	CCHR
18APR04	2018.2557	1995	3	-0.07	0.11	CCHR
18APR11	2018.2740	1996	3	0.24	0.10	CCHR
18APR18	2018.2932	1997	3	-0.05	0.10	CCHR
18APR24	2018.3123	1998	3	-0.19	0.10	CCHR
18MAY01	2018.3315	1999	3	-0.61	0.10	CCHR
18MAY08	2018.3507	2000	3	-0.40	0.11	CCHR
18MAY15	2018.3690	2001	2	-0.21	0.10	CCHR
18MAY23	2018.3890	2002	3	0.13	0.10	CCHR
18MAY29	2018.4082	2003	3	-0.33	0.11	CCHR



18JUN06	2018.4274	2004	3	0.13	0.10	CCHR
18JUN13	2018.4466	2005	3	0.08	0.10	CCHR
18JUN20	2018.4658	2006	3	0.33	0.10	CCHR
18JUN26	2018.4840	2007	2	2.33	0.11	CCHR
18JUL03	2018.5041	2008	3	1.56	0.10	CCHR
18JUL10	2018.5233	2009	3	0.63	0.10	CCHR
18JUL17	2018.5425	2010	3	-0.03	0.10	CCHR
18JUL24	2018.5616	2011	3	0.38	0.10	CCHR
18JUL31	2018.5808	2012	3	0.15	0.10	CCHR
18AUG08	2018.6000	2013	3	0.36	0.10	CCHR
18AUG15	2018.6192	2014	3	-0.14	0.10	CCHR
18AUG22	2018.6384	2015	3	0.36	0.10	CCHR
18AUG29	2018.6575	2016	3	0.22	0.10	CCHR
18SEP05	2018.6767	2017	3	0.60	0.10	CCHR
18SEP12	2018.6959	2018	3	0.26	0.10	CCHR
18SEP18	2018.7151	2019	3	0.28	0.10	CCHR
18SEP25	2018.7342	2020	3	-0.04	0.10	CCHR
18OCT02	2018.7534	2021	3	0.01	0.10	CCHR
18OCT09	2018.7726	2022	3	0.12	0.10	CCHR
18OCT17	2018.7918	2023	3	0.06	0.10	CCHR
18OCT23	2018.8110	2024	3	-0.08	0.10	CCHR
18OCT31	2018.8301	2025	3	-0.12	0.10	CCHR
18NOV06	2018.8484	2026	2	-0.15	0.10	CCHR
18NOV14	2018.8685	2027	3	0.26	0.10	CCHR
18NOV21	2018.8877	2028	3	0.27	0.10	CCHR
18NOV27	2018.9068	2029	3	-0.14	0.10	CCHR
18DEC04	2018.9260	2030	3	-0.52	0.10	CCHR
18DEC11	2018.9452	2031	3	0.39	0.10	CCHR
18DEC19	2018.9644	2032	3	0.04	0.10	CCHR
18DEC25	2018.9836	2033	3	0.52	0.10	CCHR
19JAN02	2019.0027	2034	3	0.83	0.10	CCHR
19JAN08	2019.0192	2035	2	0.72	0.12	CCHR
19JAN16	2019.0411	2036	3	-0.12	0.10	CCHR
19JAN23	2019.0603	2037	3	1.03	0.10	CCHR
19JAN30	2019.0795	2038	3	0.56	0.10	CCHR
19FEB05	2019.0986	2039	3	0.86	0.10	CCHR
19FEB12	2019.1178	2040	3	0.39	0.10	CCHR
19FEB19	2019.1370	2041	3	1.46	0.10	CCHR
19FEB26	2019.1562	2042	3	0.77	0.10	CCHR
19MAR06	2019.1753	2043	3	1.48	0.10	CCHR
19MAR12	2019.1945	2044	3	0.67	0.10	CCHR
19MAR20	2019.2137	2045	3	1.17	0.10	CCHR
19MAR27	2019.2329	2046	3	0.74	0.10	CCHR
19APR03	2019.2521	2047	3	1.68	0.10	CCHR
19APR10	2019.2712	2048	3	1.24	0.10	CCHR
19APR17	2019.2904	2049	3	1.16	0.10	CCHR
19APR23	2019.3096	2050	3	0.80	0.10	CCHR
19APR30	2019.3288	2051	3	1.48	0.10	CCHR
19MAY07	2019.3479	2052	3	1.10	0.10	CCHR
19MAY14	2019.3671	2053	3	1.38	0.10	CCHR
19MAY21	2019.3863	2054	3	1.14	0.10	CCHR
19MAY29	2019.4055	2055	3	1.38	0.10	CCHR
19JUN04	2019.4247	2056	3	1.74	0.10	CCHR
19JUN12	2019.4438	2057	3	1.19	0.10	CCHR

19JUN19	2019.4630	2058	3	1.18	0.10	CCHR
19JUN25	2019.4817	2059	2	1.50	0.11	CCHR
19JUL03	2019.5014	2060	3	1.23	0.10	CCHR
19JUL09	2019.5205	2061	3	1.37	0.10	CCHR
19JUL16	2019.5397	2062	3	1.79	0.10	CCHR
19JUL23	2019.5589	2063	3	1.66	0.10	CCHR
19JUL31	2019.5781	2064	3	1.79	0.10	CCHR
19AUG06	2019.5973	2065	3	1.66	0.10	CCHR
19AUG14	2019.6164	2066	3	1.21	0.10	CCHR
19AUG20	2019.6356	2067	3	1.28	0.10	CCHR
19AUG28	2019.6557	2068	3	1.82	0.11	CCHR
19SEP04	2019.6740	2069	3	0.84	0.10	CCHR
19SEP11	2019.6932	2070	3	1.43	0.10	CCHR
19SEP17	2019.7123	2071	3	1.73	0.10	CCHR
19SEP24	2019.7315	2072	3	1.56	0.10	CCHR
19OCT02	2019.7507	2073	3	1.40	0.10	CCHR
19OCT08	2019.7699	2074	3	1.33	0.10	CCHR
19OCT16	2019.7890	2075	3	1.08	0.10	CCHR
19OCT23	2019.8096	2076	3	1.31	0.11	CCHR
19OCT30	2019.8274	2077	3	1.88	0.10	CCHR
19NOV06	2019.8471	2078	3	1.49	0.11	CCHR
19NOV13	2019.8680	2079	3	1.61	0.12	CCHR
19NOV20	2019.8849	2080	3	1.27	0.10	CCHR
19NOV26	2019.9041	2081	3	1.71	0.10	CCHR
19DEC03	2019.9233	2082	3	0.91	0.10	CCHR
19DEC10	2019.9425	2083	3	1.40	0.10	CCHR
19DEC17	2019.9616	2084	3	1.89	0.10	CCHR
19DEC24	2019.9808	2085	3	1.45	0.10	CCHR
20JAN01	2020.0000	2086	3	1.28	0.10	CCHR
20JAN08	2020.0205	2087	3	-0.18	0.05	CCHR
20JAN15	2020.0383	2088	2	2.15	0.12	CCHR
09JUN05	2009.4247	1534	5	-7.21	0.18	CHLT
09JUN10	2009.4384	1535	3	-8.51	0.11	CHLT
09JUN17	2009.4575	1536	3	-7.70	0.10	CHLT
09JUN24	2009.4767	1537	3	-7.75	0.10	CHLT
09JUL01	2009.4959	1538	3	-6.92	0.12	CHLT
09JUL07	2009.5151	1539	3	-7.60	0.10	CHLT
09JUL14	2009.5342	1540	3	-8.53	0.10	CHLT
09JUL21	2009.5534	1541	3	-7.82	0.10	CHLT
09JUL28	2009.5726	1542	3	-7.95	0.10	CHLT
09AUG05	2009.5918	1543	3	-8.41	0.10	CHLT
09AUG11	2009.6096	1544	2	-7.96	0.15	CHLT
09AUG18	2009.6301	1545	2	-7.83	0.26	CHLT
09AUG26	2009.6521	1546	4	-6.90	0.15	CHLT
09SEP01	2009.6667	1547	2	-8.36	0.16	CHLT
09SEP08	2009.6871	1548	2	-8.64	0.14	CHLT
09SEP15	2009.7068	1549	3	-8.20	0.10	CHLT
09SEP22	2009.7260	1550	3	-8.16	0.11	CHLT
09SEP29	2009.7452	1551	3	-8.77	0.10	CHLT
09OCT07	2009.7644	1552	3	-7.49	0.10	CHLT
09OCT13	2009.7836	1553	3	-7.43	0.10	CHLT
09OCT21	2009.8027	1554	3	-7.77	0.11	CHLT
09OCT27	2009.8219	1555	3	-7.59	0.11	CHLT
09NOV04	2009.8411	1556	3	-7.37	0.11	CHLT

09NOV11	2009.8603	1557	3	-7.68	0.11	CHLT
09NOV18	2009.8795	1558	3	-7.61	0.11	CHLT
09NOV24	2009.8986	1559	3	-7.79	0.10	CHLT
09DEC01	2009.9178	1560	3	-7.18	0.10	CHLT
09DEC08	2009.9370	1561	3	-7.11	0.10	CHLT
09DEC15	2009.9562	1562	3	-7.64	0.11	CHLT
09DEC23	2009.9762	1563	3	-7.78	0.11	CHLT
09DEC29	2009.9945	1564	3	-6.42	0.10	CHLT
10JAN06	2010.0137	1565	3	-7.33	0.11	CHLT
10JAN13	2010.0333	1566	3	-7.32	0.12	CHLT
10JAN20	2010.0521	1567	3	-8.34	0.11	CHLT
10JAN27	2010.0712	1568	3	-8.42	0.11	CHLT
10FEB02	2010.0891	1569	2	-7.00	0.12	CHLT
10FEB09	2010.1082	1570	2	-6.92	0.11	CHLT
10FEB16	2010.1288	1571	3	-6.76	0.10	CHLT
10FEB23	2010.1479	1572	3	-6.94	0.11	CHLT
10MAR02	2010.1671	1573	3	-6.71	0.11	CHLT
10MAR09	2010.1863	1574	3	-6.54	0.11	CHLT
10MAR17	2010.2055	1575	3	-5.69	0.11	CHLT
10MAR23	2010.2247	1576	3	-6.71	0.11	CHLT
10MAR31	2010.2438	1577	3	-6.08	0.11	CHLT
10APR07	2010.2630	1578	3	-6.26	0.11	CHLT
10APR14	2010.2822	1579	3	-6.78	0.11	CHLT
10APR21	2010.3014	1580	3	-6.05	0.11	CHLT
10APR27	2010.3205	1581	3	-7.36	0.11	CHLT
10MAY04	2010.3397	1582	3	-6.17	0.11	CHLT
10MAY11	2010.3589	1583	3	-6.45	0.11	CHLT
10MAY19	2010.3781	1584	3	-6.58	0.11	CHLT
10MAY25	2010.3973	1585	3	-6.21	0.11	CHLT
10JUN02	2010.4164	1586	3	-6.13	0.11	CHLT
10JUN08	2010.4356	1587	3	-5.96	0.10	CHLT
10JUN16	2010.4548	1588	3	-5.54	0.10	CHLT
10JUN23	2010.4740	1589	3	-5.72	0.11	CHLT
10JUN30	2010.4932	1590	3	-6.52	0.10	CHLT
10JUL06	2010.5123	1591	3	-5.41	0.11	CHLT
10JUL13	2010.5315	1592	3	-6.01	0.10	CHLT
10JUL21	2010.5507	1593	3	-5.89	0.10	CHLT
10JUL27	2010.5699	1594	3	-6.33	0.10	CHLT
10AUG04	2010.5890	1595	3	-6.48	0.11	CHLT
10AUG10	2010.6082	1596	3	-6.10	0.10	CHLT
10AUG18	2010.6274	1597	3	-5.53	0.11	CHLT
10AUG24	2010.6444	1598	2	-6.02	0.15	CHLT
10AUG31	2010.6644	1599	2	-6.30	0.12	CHLT
10SEP06	2010.6813	1600	1	-6.06	0.15	CHLT
10SEP15	2010.7055	1601	3	-6.27	0.11	CHLT
10SEP23	2010.7269	1602	4	-6.50	0.16	CHLT
10SEP28	2010.7420	1603	2	-6.21	0.11	CHLT
10OCT05	2010.7603	1604	2	-5.95	0.11	CHLT
10OCT12	2010.7808	1605	3	-6.37	0.10	CHLT
10OCT20	2010.8000	1606	3	-5.39	0.11	CHLT
10OCT27	2010.8192	1607	3	-5.64	0.10	CHLT
10NOV03	2010.8388	1608	3	-5.70	0.11	CHLT
10NOV10	2010.8575	1609	3	-5.48	0.10	CHLT
10NOV17	2010.8767	1610	3	-5.97	0.10	CHLT

10NOV24	2010.8959	1611	3	-5.63	0.10	CHLT
10NOV30	2010.9150	1612	3	-6.06	0.11	CHLT
10DEC07	2010.9329	1613	2	-5.94	0.11	CHLT
10DEC15	2010.9543	1614	3	-5.42	0.11	CHLT
10DEC21	2010.9726	1615	3	-6.37	0.10	CHLT
10DEC29	2010.9927	1616	3	-5.25	0.11	CHLT
11JAN04	2011.0104	1617	2	-5.02	0.12	CHLT
11JAN11	2011.0288	1618	2	-6.26	0.14	CHLT
11JAN20	2011.0521	1619	4	-6.35	0.13	CHLT
11JAN26	2011.0685	1620	3	-6.60	0.10	CHLT
11FEB02	2011.0877	1621	3	-5.31	0.11	CHLT
11FEB09	2011.1077	1622	3	-4.36	0.11	CHLT
11FEB15	2011.1260	1623	3	-5.63	0.10	CHLT
11FEB22	2011.1436	1624	2	-4.82	0.12	CHLT
11MAR01	2011.1623	1625	2	-5.73	0.14	CHLT
11MAR08	2011.1836	1626	3	-4.44	0.10	CHLT
11MAR16	2011.2037	1627	3	-4.80	0.11	CHLT
11MAR23	2011.2225	1628	3	-4.58	0.12	CHLT
11MAR30	2011.2411	1629	3	-5.44	0.10	CHLT
11APR06	2011.2603	1630	3	-4.94	0.11	CHLT
11APR13	2011.2795	1631	3	-4.10	0.10	CHLT
11APR19	2011.2986	1632	3	-5.50	0.11	CHLT
11APR26	2011.3178	1633	3	-5.35	0.10	CHLT
11MAY03	2011.3370	1634	3	-4.52	0.11	CHLT
11MAY10	2011.3562	1635	3	-4.36	0.10	CHLT
11MAY18	2011.3753	1636	3	-4.76	0.10	CHLT
11MAY24	2011.3945	1637	3	-4.36	0.11	CHLT
11JUN01	2011.4137	1638	3	-3.91	0.10	CHLT
11JUN08	2011.4329	1639	3	-3.42	0.10	CHLT
11JUN15	2011.4521	1640	3	-3.94	0.10	CHLT
11JUN22	2011.4712	1641	3	-4.32	0.10	CHLT
11JUN29	2011.4904	1642	3	-4.45	0.10	CHLT
11JUL05	2011.5096	1643	3	-4.14	0.10	CHLT
11JUL12	2011.5288	1644	3	-4.03	0.16	CHLT
11JUL19	2011.5479	1645	3	-4.71	0.10	CHLT
11JUL26	2011.5671	1646	3	-3.63	0.10	CHLT
11AUG02	2011.5863	1647	3	-3.99	0.10	CHLT
11AUG10	2011.6055	1648	3	-4.02	0.11	CHLT
11AUG16	2011.6247	1649	3	-3.99	0.10	CHLT
11AUG24	2011.6438	1650	3	-4.07	0.10	CHLT
11AUG31	2011.6630	1651	3	-3.92	0.11	CHLT
11SEP07	2011.6822	1652	3	-4.26	0.10	CHLT
11SEP14	2011.7014	1653	3	-5.45	0.11	CHLT
11SEP20	2011.7205	1654	3	-5.18	0.10	CHLT
11SEP27	2011.7397	1655	3	-4.67	0.10	CHLT
11OCT04	2011.7589	1656	3	-4.29	0.10	CHLT
11OCT12	2011.7781	1657	3	-4.21	0.11	CHLT
11OCT18	2011.7973	1658	3	-3.86	0.10	CHLT
11OCT26	2011.8164	1659	3	-3.82	0.10	CHLT
11NOV01	2011.8356	1660	3	-3.44	0.10	CHLT
11NOV09	2011.8548	1661	3	-3.89	0.10	CHLT
11NOV16	2011.8740	1662	3	-4.33	0.10	CHLT
11NOV23	2011.8932	1663	3	-3.92	0.10	CHLT
11NOV29	2011.9123	1664	3	-3.60	0.10	CHLT

11DEC06	2011.9315	1665	3	-3.53	0.11	CHLT
11DEC14	2011.9507	1666	3	-3.07	0.10	CHLT
11DEC20	2011.9699	1667	3	-3.44	0.10	CHLT
11DEC28	2011.9895	1668	3	-3.81	0.11	CHLT
12JAN04	2012.0096	1669	3	-4.35	0.06	CHLT
12JAN12	2012.0301	1670	3	-3.11	0.10	CHLT
12JAN18	2012.0492	1671	3	-2.77	0.10	CHLT
12JAN25	2012.0683	1672	3	-3.45	0.10	CHLT
12FEB01	2012.0874	1673	3	-3.27	0.11	CHLT
12FEB09	2012.1066	1674	3	-3.32	0.11	CHLT
12FEB16	2012.1257	1675	3	-2.73	0.10	CHLT
12FEB22	2012.1448	1676	3	-2.13	0.10	CHLT
12FEB29	2012.1626	1677	4	-2.59	0.11	CHLT
12MAR07	2012.1803	1678	3	-2.82	0.10	CHLT
12MAR14	2012.1995	1679	3	-2.49	0.10	CHLT
12MAR20	2012.2186	1680	3	-2.09	0.10	CHLT
12MAR27	2012.2377	1681	3	-2.71	0.10	CHLT
12APR03	2012.2568	1682	3	-3.15	0.10	CHLT
12APR11	2012.2760	1683	3	-2.79	0.10	CHLT
12APR17	2012.2951	1684	3	-3.00	0.10	CHLT
12APR24	2012.3142	1685	3	-1.66	0.10	CHLT
12MAY01	2012.3324	1686	3	-2.28	0.21	CHLT
12MAY09	2012.3525	1687	3	-1.44	0.10	CHLT
12MAY16	2012.3716	1688	3	-2.03	0.10	CHLT
12MAY22	2012.3907	1689	3	-1.68	0.10	CHLT
12MAY29	2012.4089	1690	3	-1.01	0.13	CHLT
12JUN06	2012.4290	1691	3	-1.56	0.10	CHLT
12JUN13	2012.4481	1692	3	-0.95	0.10	CHLT
12JUN19	2012.4672	1693	3	-0.85	0.10	CHLT
12JUN25	2012.4836	1694	2	-3.23	0.20	CHLT
12JUL04	2012.5055	1695	3	-1.33	0.12	CHLT
12JUL10	2012.5224	1696	2	-1.51	0.13	CHLT
12OCT04	2012.7569	1708	4	-3.85	0.56	CHLT
12OCT10	2012.7743	1709	3	-1.91	0.21	CHLT
12OCT17	2012.7930	1710	3	-0.82	0.27	CHLT
12OCT23	2012.8109	1711	2	-2.60	0.22	CHLT
12OCT28	2012.8238	1712	0	-1.69	0.44	CHLT
12NOV09	2012.8552	1713	5	-2.21	0.58	CHLT
12NOV13	2012.8680	1714	2	-2.61	0.28	CHLT
12NOV19	2012.8839	1715	1	-1.84	0.24	CHLT
12NOV27	2012.9057	1716	2	-1.39	0.19	CHLT
12DEC02	2012.9194	1717	0	-0.79	0.33	CHLT
13JAN11	2013.0301	1722	5	-0.84	0.47	CHLT
13JAN16	2013.0411	1723	3	-0.99	0.17	CHLT
13JAN23	2013.0603	1724	3	-0.85	0.16	CHLT
13JAN29	2013.0778	1725	2	-2.16	0.25	CHLT
13FEB06	2013.1003	1726	3	-0.85	0.23	CHLT
13FEB12	2013.1164	1727	2	0.03	0.17	CHLT
13FEB19	2013.1356	1728	2	-0.90	0.17	CHLT
13FEB27	2013.1572	1729	3	-1.36	0.25	CHLT
13MAR03	2013.1685	1730	0	0.07	0.33	CHLT
14APR18	2014.2946	1788	5	3.71	0.22	CHLT
14APR22	2014.3068	1789	3	3.28	0.10	CHLT
14APR29	2014.3260	1790	3	2.72	0.10	CHLT

14MAY06	2014.3452	1791	3	3.06	0.10	CHLT
14MAY14	2014.3644	1792	3	3.08	0.10	CHLT
14MAY20	2014.3836	1793	3	3.07	0.10	CHLT
14MAY28	2014.4046	1794	3	1.95	0.16	CHLT
14JUN03	2014.4215	1795	2	3.92	0.11	CHLT
14JUN11	2014.4433	1796	3	3.32	0.12	CHLT
14JUN17	2014.4597	1797	2	3.53	0.12	CHLT
14JUN25	2014.4808	1798	3	1.30	0.12	CHLT
14JUL02	2014.5014	1799	4	2.90	0.12	CHLT
14JUL08	2014.5178	1800	3	2.59	0.12	CHLT
14JUL16	2014.5379	1801	3	3.28	0.11	CHLT
14JUL22	2014.5562	1802	3	2.73	0.10	CHLT
14JUL30	2014.5754	1803	3	3.48	0.11	CHLT
14AUG08	2014.6013	1804	5	2.02	0.19	CHLT
14AUG13	2014.6142	1805	3	2.81	0.13	CHLT
14AUG19	2014.6315	1806	2	2.24	0.11	CHLT
14AUG26	2014.6520	1807	3	2.99	0.11	CHLT
14SEP03	2014.6712	1808	3	3.06	0.10	CHLT
14SEP10	2014.6904	1809	3	3.00	0.10	CHLT
14SEP16	2014.7096	1810	3	1.87	0.10	CHLT
14SEP23	2014.7288	1811	3	3.29	0.10	CHLT
14SEP30	2014.7479	1812	3	3.22	0.10	CHLT
14OCT07	2014.7666	1813	2	2.21	0.11	CHLT
14OCT15	2014.7874	1814	3	3.16	0.12	CHLT
14OCT22	2014.8055	1815	3	3.50	0.10	CHLT
14OCT28	2014.8247	1816	3	2.94	0.10	CHLT
14NOV05	2014.8438	1817	3	2.59	0.10	CHLT
14NOV11	2014.8603	1818	2	2.19	0.13	CHLT
14DEC26	2014.9836	1824	5	2.38	0.16	CHLT
15FEB25	2015.1534	1833	4	3.85	0.12	CHLT
15MAR03	2015.1699	1834	3	2.87	0.11	CHLT
15MAR11	2015.1899	1835	3	4.16	0.12	CHLT
15MAR15	2015.2014	1836	0	2.70	0.19	CHLT
15MAR25	2015.2301	1837	3	4.70	0.26	CHLT
15APR24	2015.3123	1841	6	3.97	0.35	CHLT
15APR28	2015.3228	1842	2	4.88	0.11	CHLT
15MAY05	2015.3425	1843	3	4.76	0.11	CHLT
15MAY12	2015.3616	1844	3	4.35	0.11	CHLT
15MAY19	2015.3808	1845	3	4.76	0.12	CHLT
15MAY27	2015.4000	1846	3	4.60	0.11	CHLT
15JUN03	2015.4192	1847	3	6.45	0.12	CHLT
15JUN10	2015.4384	1848	3	5.50	0.10	CHLT
15JUN17	2015.4575	1849	3	5.12	0.12	CHLT
15JUN24	2015.4767	1850	3	4.46	0.11	CHLT
15JUL01	2015.4959	1851	3	4.97	0.10	CHLT
15JUL07	2015.5151	1852	3	5.18	0.10	CHLT
15JUL14	2015.5342	1853	3	4.91	0.10	CHLT
15JUL21	2015.5534	1854	3	4.35	0.10	CHLT
15JUL28	2015.5726	1855	3	4.87	0.10	CHLT
15AUG05	2015.5918	1856	3	5.26	0.10	CHLT
15AUG11	2015.6110	1857	3	5.27	0.10	CHLT
15AUG19	2015.6301	1858	3	4.76	0.10	CHLT
15AUG25	2015.6493	1859	3	5.08	0.10	CHLT
15SEP02	2015.6685	1860	3	4.96	0.10	CHLT

15SEP09	2015.6877	1861	3	4.52	0.10	CHLT
15SEP15	2015.7068	1862	3	4.91	0.10	CHLT
15SEP22	2015.7260	1863	3	5.04	0.10	CHLT
15SEP29	2015.7452	1864	3	5.14	0.10	CHLT
15OCT07	2015.7644	1865	3	5.24	0.10	CHLT
15OCT13	2015.7836	1866	3	5.14	0.10	CHLT
15OCT21	2015.8027	1867	3	4.86	0.10	CHLT
15OCT27	2015.8219	1868	3	4.90	0.10	CHLT
15NOV04	2015.8411	1869	3	5.34	0.10	CHLT
15NOV11	2015.8603	1870	3	4.78	0.10	CHLT
15NOV18	2015.8795	1871	3	5.14	0.10	CHLT
15NOV24	2015.8986	1872	3	6.28	0.10	CHLT
15DEC01	2015.9178	1873	3	5.83	0.10	CHLT
15DEC08	2015.9370	1874	3	4.40	0.11	CHLT
15DEC15	2015.9562	1875	3	5.54	0.10	CHLT
15DEC23	2015.9753	1876	3	5.38	0.10	CHLT
15DEC29	2015.9945	1877	3	5.62	0.10	CHLT
16JAN06	2016.0150	1878	3	0.29	0.05	CHLT
16JAN13	2016.0351	1879	3	6.21	0.11	CHLT
16JAN20	2016.0546	1880	3	5.78	0.10	CHLT
16JAN28	2016.0738	1881	3	6.56	0.10	CHLT
16FEB04	2016.0929	1882	3	6.74	0.10	CHLT
16FEB11	2016.1120	1883	3	5.79	0.10	CHLT
16FEB17	2016.1311	1884	3	5.29	0.10	CHLT
16FEB24	2016.1503	1885	3	6.93	0.10	CHLT
16MAR02	2016.1680	1886	4	7.02	0.11	CHLT
18OCT03	2018.7548	2021	3	13.47	0.11	CHLT
18OCT09	2018.7726	2022	3	13.83	0.10	CHLT
18OCT17	2018.7918	2023	3	13.43	0.10	CHLT
18OCT23	2018.8110	2024	3	13.63	0.10	CHLT
18OCT29	2018.8260	2025	1	14.05	0.13	CHLT
18NOV30	2018.9137	2029	5	14.28	0.19	CHLT
18DEC04	2018.9260	2030	3	13.43	0.10	CHLT
18DEC11	2018.9452	2031	3	14.40	0.10	CHLT
18DEC19	2018.9644	2032	3	14.44	0.10	CHLT
18DEC25	2018.9836	2033	3	13.63	0.10	CHLT
19JAN02	2019.0027	2034	3	14.17	0.10	CHLT
19JAN08	2019.0219	2035	3	14.91	0.10	CHLT
19JAN16	2019.0411	2036	3	14.55	0.10	CHLT
19JAN23	2019.0603	2037	3	14.08	0.11	CHLT
19JAN29	2019.0767	2038	2	13.94	0.12	CHLT
19FEB07	2019.1041	2039	5	14.54	0.15	CHLT
19FEB12	2019.1178	2040	3	14.34	0.11	CHLT
19FEB19	2019.1370	2041	3	15.35	0.10	CHLT
19FEB26	2019.1562	2042	3	16.11	0.10	CHLT
19MAR06	2019.1753	2043	3	15.66	0.10	CHLT
19MAR12	2019.1945	2044	3	15.55	0.10	CHLT
19MAR20	2019.2137	2045	3	16.15	0.10	CHLT
19MAR27	2019.2329	2046	3	15.96	0.10	CHLT
19APR03	2019.2521	2047	3	15.91	0.11	CHLT
19APR10	2019.2712	2048	3	15.84	0.10	CHLT
19APR17	2019.2904	2049	3	15.26	0.10	CHLT
19APR23	2019.3096	2050	3	16.22	0.10	CHLT
19APR30	2019.3288	2051	3	16.12	0.10	CHLT

19MAY07	2019.3479	2052	3	16.26	0.10	CHLT
19MAY14	2019.3671	2053	3	15.25	0.10	CHLT
19MAY21	2019.3863	2054	3	16.63	0.10	CHLT
19MAY29	2019.4055	2055	3	16.45	0.10	CHLT
19JUN04	2019.4247	2056	3	16.77	0.10	CHLT
19JUN12	2019.4438	2057	3	16.29	0.10	CHLT
19JUN18	2019.4616	2058	2	16.18	0.11	CHLT
14APR10	2014.2726	1787	4	-0.20	0.25	LSAR
14APR16	2014.2877	1788	3	-0.87	0.19	LSAR
14APR22	2014.3068	1789	3	-0.30	0.19	LSAR
14APR29	2014.3260	1790	3	-1.14	0.19	LSAR
14MAY06	2014.3452	1791	3	-0.85	0.19	LSAR
14MAY14	2014.3644	1792	3	-0.77	0.20	LSAR
14MAY20	2014.3836	1793	3	-1.41	0.23	LSAR
14MAY28	2014.4044	1794	3	-2.85	0.38	LSAR
14JUN03	2014.4219	1795	3	-1.79	0.30	LSAR
14JUN11	2014.4416	1796	3	-2.33	0.31	LSAR
14JUN18	2014.4616	1797	3	-2.31	0.30	LSAR
14JUN27	2014.4863	1798	5	-2.40	0.49	LSAR
14JUL01	2014.4977	1799	2	-2.46	0.30	LSAR
14JUL08	2014.5178	1800	3	-2.85	0.34	LSAR
14JUL14	2014.5342	1801	2	-2.88	0.31	LSAR
14JUL23	2014.5575	1802	3	-3.07	0.25	LSAR
14JUL30	2014.5763	1803	3	-2.58	0.26	LSAR
14AUG05	2014.5931	1804	2	-2.81	0.28	LSAR
14AUG13	2014.6137	1805	3	-3.34	0.29	LSAR
14AUG20	2014.6329	1806	3	-3.36	0.19	LSAR
14AUG27	2014.6521	1807	3	-2.60	0.18	LSAR
14SEP03	2014.6712	1808	3	-2.99	0.18	LSAR
14SEP10	2014.6904	1809	3	-2.95	0.18	LSAR
14SEP16	2014.7096	1810	3	-3.38	0.18	LSAR
14SEP23	2014.7288	1811	3	-3.33	0.18	LSAR
14SEP30	2014.7479	1812	3	-2.29	0.17	LSAR
14OCT07	2014.7671	1813	3	-2.59	0.18	LSAR
14OCT14	2014.7863	1814	3	-2.57	0.18	LSAR
14OCT22	2014.8055	1815	3	-2.45	0.18	LSAR
14OCT28	2014.8247	1816	3	-2.24	0.18	LSAR
14NOV05	2014.8438	1817	3	-2.34	0.18	LSAR
14NOV12	2014.8630	1818	3	-2.73	0.19	LSAR
14NOV17	2014.8767	1819	1	-2.95	0.28	LSAR
15MAR03	2015.1699	1834	3	-1.01	0.19	LSAR
15MAR11	2015.1890	1835	3	-1.54	0.18	LSAR
15MAR17	2015.2082	1836	3	-1.69	0.19	LSAR
15MAR25	2015.2274	1837	3	-0.98	0.19	LSAR
15APR01	2015.2466	1838	3	-0.88	0.19	LSAR
15APR08	2015.2658	1839	3	-0.93	0.20	LSAR
15APR15	2015.2849	1840	3	-1.68	0.20	LSAR
15APR21	2015.3041	1841	3	-2.63	0.19	LSAR
15APR28	2015.3233	1842	3	-1.60	0.19	LSAR
15MAY05	2015.3425	1843	3	-1.43	0.19	LSAR
15MAY12	2015.3616	1844	3	-2.04	0.19	LSAR
15MAY19	2015.3808	1845	3	-1.81	0.19	LSAR
15MAY25	2015.3945	1846	1	-2.14	0.29	LSAR
15DEC02	2015.9205	1873	4	-0.73	0.23	LSAR



15DEC08	2015.9370	1874	3	-1.18	0.19	LSAR
15DEC15	2015.9562	1875	3	-1.27	0.19	LSAR
15DEC23	2015.9753	1876	3	-1.32	0.19	LSAR
15DEC29	2015.9929	1877	2	-2.04	0.23	LSAR
16JAN06	2016.0150	1878	3	-1.10	0.09	LSAR
16JAN14	2016.0355	1879	3	-0.86	0.19	LSAR
16JAN20	2016.0546	1880	3	-0.59	0.19	LSAR
16JAN28	2016.0738	1881	3	0.18	0.19	LSAR
16FEB04	2016.0929	1882	3	-0.04	0.19	LSAR
16FEB11	2016.1120	1883	3	0.43	0.19	LSAR
16FEB17	2016.1311	1884	3	0.20	0.19	LSAR
16FEB24	2016.1503	1885	3	0.29	0.19	LSAR
16MAR02	2016.1680	1886	4	0.41	0.20	LSAR
16MAR09	2016.1858	1887	3	0.97	0.18	LSAR
16MAR16	2016.2049	1888	3	1.41	0.19	LSAR
16MAR22	2016.2240	1889	3	0.76	0.19	LSAR
16MAR30	2016.2432	1890	3	0.59	0.19	LSAR
16APR06	2016.2623	1891	3	0.79	0.19	LSAR
16APR13	2016.2814	1892	3	0.92	0.18	LSAR
16APR19	2016.3005	1893	3	1.37	0.19	LSAR
16APR26	2016.3197	1894	3	1.29	0.18	LSAR
16MAY04	2016.3388	1895	3	1.34	0.19	LSAR
16MAY11	2016.3579	1896	3	1.73	0.19	LSAR
16MAY17	2016.3770	1897	3	1.65	0.18	LSAR
16MAY24	2016.3962	1898	3	1.42	0.19	LSAR
16JUN00	2016.4153	1899	3	1.90	0.18	LSAR
16JUN08	2016.4344	1900	3	1.24	0.19	LSAR
16JUN15	2016.4536	1901	3	2.02	0.18	LSAR
16JUN21	2016.4727	1902	3	2.01	0.19	LSAR
16JUN28	2016.4918	1903	3	1.52	0.19	LSAR
16JUL05	2016.5109	1904	3	1.86	0.19	LSAR
16JUL13	2016.5301	1905	3	1.52	0.18	LSAR
16JUL19	2016.5492	1906	3	1.33	0.19	LSAR
16JUL26	2016.5683	1907	3	1.15	0.19	LSAR
16AUG02	2016.5874	1908	3	1.06	0.19	LSAR
16AUG08	2016.6025	1909	1	0.56	0.25	LSAR
17MAR17	2017.2082	1940	6	2.25	0.49	LSAR
17MAR22	2017.2192	1941	3	2.64	0.19	LSAR
17MAR29	2017.2384	1942	3	2.02	0.19	LSAR
17APR05	2017.2575	1943	3	2.70	0.19	LSAR
17APR12	2017.2767	1944	3	2.96	0.18	LSAR
17APR19	2017.2959	1945	3	3.46	0.19	LSAR
17APR25	2017.3151	1946	3	2.42	0.19	LSAR
17MAY02	2017.3342	1947	3	2.22	0.20	LSAR
17MAY09	2017.3534	1948	3	2.50	0.19	LSAR
17MAY16	2017.3726	1949	3	2.78	0.19	LSAR
17MAY24	2017.3918	1950	3	2.70	0.19	LSAR
17MAY30	2017.4110	1951	3	2.63	0.19	LSAR
17JUN06	2017.4274	1952	2	2.23	0.23	LSAR
19MAR15	2019.2000	2044	5	3.50	0.44	LSAR
19MAR20	2019.2137	2045	3	3.64	0.26	LSAR
19MAR27	2019.2329	2046	3	3.58	0.26	LSAR
19APR03	2019.2521	2047	3	3.40	0.26	LSAR
19APR10	2019.2712	2048	3	3.57	0.27	LSAR

19APR17	2019.2904	2049	3	3.43	0.26	LSAR
19APR23	2019.3096	2050	3	3.03	0.26	LSAR
19APR30	2019.3288	2051	3	3.15	0.27	LSAR
19MAY07	2019.3479	2052	3	2.89	0.26	LSAR
19MAY14	2019.3671	2053	3	2.84	0.27	LSAR
19MAY21	2019.3863	2054	3	3.51	0.27	LSAR
13FEB26	2013.1548	1729	2	-0.94	0.41	PTVS
13MAY22	2013.3877	1741	3	-0.21	0.12	PTVS
13MAY29	2013.4055	1742	3	-0.07	0.11	PTVS
13JUN04	2013.4247	1743	3	-0.37	0.11	PTVS
13JUN12	2013.4438	1744	3	-0.82	0.11	PTVS
13JUN19	2013.4630	1745	3	-0.47	0.11	PTVS
13JUN26	2013.4822	1746	3	-0.68	0.11	PTVS
13JUL03	2013.5014	1747	3	-0.82	0.10	PTVS
13JUL09	2013.5205	1748	3	-0.98	0.10	PTVS
13JUL16	2013.5397	1749	3	-1.21	0.10	PTVS
13JUL23	2013.5589	1750	3	-0.92	0.11	PTVS
13JUL31	2013.5781	1751	3	-1.28	0.10	PTVS
13AUG06	2013.5973	1752	3	-0.96	0.10	PTVS
13AUG14	2013.6164	1753	3	-0.52	0.11	PTVS
13AUG20	2013.6356	1754	3	-1.56	0.11	PTVS
13AUG28	2013.6548	1755	3	-1.15	0.10	PTVS
13SEP04	2013.6740	1756	3	-1.30	0.11	PTVS
13SEP11	2013.6932	1757	3	-1.22	0.10	PTVS
13SEP17	2013.7123	1758	3	-1.47	0.11	PTVS
13SEP24	2013.7315	1759	3	-1.67	0.11	PTVS
13OCT02	2013.7507	1760	3	-1.24	0.11	PTVS
13OCT08	2013.7699	1761	3	-0.79	0.10	PTVS
13OCT16	2013.7890	1762	3	-0.89	0.11	PTVS
13OCT22	2013.8082	1763	3	-1.07	0.11	PTVS
13OCT30	2013.8274	1764	3	-0.96	0.11	PTVS
13NOV06	2013.8466	1765	3	-0.62	0.11	PTVS
13NOV13	2013.8658	1766	3	-0.69	0.11	PTVS
13NOV20	2013.8849	1767	3	-0.67	0.11	PTVS
13NOV26	2013.9041	1768	3	-0.86	0.11	PTVS
13DEC03	2013.9233	1769	3	-1.04	0.11	PTVS
13DEC10	2013.9425	1770	3	-0.48	0.11	PTVS
13DEC17	2013.9616	1771	3	-1.28	0.11	PTVS
13DEC24	2013.9808	1772	3	-0.38	0.11	PTVS
14JAN01	2014.0005	1773	3	-0.20	0.13	PTVS
14JAN08	2014.0192	1774	3	-0.49	0.11	PTVS
14JAN15	2014.0384	1775	3	-1.05	0.11	PTVS
14JAN22	2014.0575	1776	3	0.05	0.11	PTVS
14JAN29	2014.0767	1777	3	-0.14	0.11	PTVS
14FEB05	2014.0959	1778	3	0.14	0.11	PTVS
14FEB11	2014.1151	1779	3	-0.49	0.11	PTVS
14FEB18	2014.1342	1780	3	-0.18	0.11	PTVS
14FEB25	2014.1534	1781	3	-0.39	0.11	PTVS
14MAR04	2014.1726	1782	3	0.28	0.11	PTVS
14MAR12	2014.1918	1783	3	0.27	0.11	PTVS
14MAR18	2014.2110	1784	3	0.36	0.11	PTVS
14MAR26	2014.2301	1785	3	0.48	0.11	PTVS
14APR01	2014.2493	1786	3	0.36	0.11	PTVS
14APR09	2014.2685	1787	3	0.98	0.11	PTVS

14APR16	2014.2877	1788	3	0.98	0.11	PTVS
14APR22	2014.3068	1789	3	1.09	0.11	PTVS
14APR29	2014.3260	1790	3	1.29	0.11	PTVS
14MAY06	2014.3452	1791	3	1.23	0.11	PTVS
14MAY14	2014.3644	1792	3	1.28	0.11	PTVS
14MAY20	2014.3836	1793	3	0.95	0.11	PTVS
14MAY28	2014.4027	1794	3	0.99	0.11	PTVS
14JUN03	2014.4219	1795	3	1.40	0.11	PTVS
14JUN11	2014.4411	1796	3	0.98	0.11	PTVS
14JUN18	2014.4603	1797	3	0.94	0.11	PTVS
14JUN25	2014.4795	1798	3	0.85	0.11	PTVS
14JUL01	2014.4986	1799	3	0.94	0.11	PTVS
14JUL08	2014.5178	1800	3	0.82	0.11	PTVS
14JUL15	2014.5370	1801	3	0.98	0.11	PTVS
14JUL22	2014.5562	1802	3	0.74	0.11	PTVS
14JUL30	2014.5753	1803	3	1.28	0.11	PTVS
14AUG05	2014.5945	1804	3	1.11	0.11	PTVS
14AUG13	2014.6137	1805	3	0.94	0.11	PTVS
14AUG20	2014.6329	1806	3	0.36	0.11	PTVS
14AUG27	2014.6521	1807	3	0.70	0.11	PTVS
14SEP03	2014.6712	1808	3	0.70	0.11	PTVS
14SEP10	2014.6904	1809	3	0.88	0.11	PTVS
14SEP16	2014.7096	1810	3	0.79	0.11	PTVS
14SEP23	2014.7288	1811	3	0.58	0.11	PTVS
14SEP30	2014.7479	1812	3	0.43	0.11	PTVS
14OCT05	2014.7603	1813	0	0.50	0.21	PTVS
15MAY18	2015.3767	1845	1	2.29	0.26	PTVS
15NOV26	2015.9014	1872	4	2.20	0.28	PTVS
16MAR24	2016.2295	1889	5	4.87	0.18	PTVS
17MAR20	2017.2151	1941	1	6.07	0.69	PTVS
13MAR01	2013.1630	1729	5	-4.99	0.55	TRQ2
13MAY23	2013.3918	1741	5	-3.68	0.22	TRQ2
13MAY29	2013.4055	1742	3	-2.90	0.13	TRQ2
13JUN04	2013.4247	1743	3	-2.93	0.13	TRQ2
13JUN12	2013.4438	1744	3	-3.80	0.13	TRQ2
13JUN19	2013.4630	1745	3	-4.14	0.13	TRQ2
13JUN26	2013.4822	1746	3	-3.89	0.13	TRQ2
13JUL03	2013.5014	1747	3	-3.56	0.13	TRQ2
13JUL09	2013.5205	1748	3	-3.83	0.13	TRQ2
13JUL16	2013.5397	1749	3	-4.00	0.13	TRQ2
13JUL23	2013.5589	1750	3	-4.27	0.13	TRQ2
13JUL31	2013.5781	1751	3	-4.09	0.12	TRQ2
13AUG06	2013.5973	1752	3	-3.99	0.13	TRQ2
13AUG14	2013.6164	1753	3	-4.40	0.13	TRQ2
13AUG20	2013.6356	1754	3	-4.83	0.13	TRQ2
13AUG28	2013.6548	1755	3	-4.43	0.13	TRQ2
13SEP04	2013.6740	1756	3	-4.50	0.13	TRQ2
13SEP11	2013.6932	1757	3	-4.53	0.13	TRQ2
13SEP17	2013.7123	1758	3	-4.91	0.13	TRQ2
13SEP24	2013.7315	1759	3	-4.68	0.12	TRQ2
13OCT02	2013.7507	1760	3	-4.18	0.12	TRQ2
13OCT08	2013.7699	1761	3	-3.99	0.12	TRQ2
13OCT16	2013.7890	1762	3	-4.23	0.13	TRQ2
13OCT22	2013.8082	1763	3	-3.89	0.13	TRQ2

13OCT30	2013.8274	1764	3	-4.20	0.13	TRQ2
13NOV06	2013.8466	1765	3	-3.99	0.13	TRQ2
13NOV13	2013.8658	1766	3	-3.51	0.13	TRQ2
13NOV20	2013.8849	1767	3	-3.77	0.13	TRQ2
13NOV26	2013.9041	1768	3	-4.05	0.13	TRQ2
13DEC03	2013.9233	1769	3	-3.81	0.13	TRQ2
13DEC10	2013.9425	1770	3	-3.31	0.13	TRQ2
13DEC17	2013.9616	1771	3	-4.47	0.13	TRQ2
13DEC24	2013.9808	1772	3	-4.25	0.13	TRQ2
14JAN01	2014.0005	1773	3	-3.89	0.15	TRQ2
14JAN08	2014.0192	1774	3	-3.89	0.13	TRQ2
14JAN15	2014.0384	1775	3	-4.00	0.13	TRQ2
14JAN22	2014.0575	1776	3	-3.47	0.13	TRQ2
14JAN29	2014.0767	1777	3	-3.84	0.13	TRQ2
14FEB05	2014.0959	1778	3	-3.81	0.13	TRQ2
14FEB11	2014.1151	1779	3	-3.82	0.13	TRQ2
14FEB18	2014.1342	1780	3	-3.53	0.13	TRQ2
14FEB25	2014.1534	1781	3	-3.34	0.13	TRQ2
14MAR04	2014.1726	1782	3	-3.12	0.13	TRQ2
14MAR12	2014.1918	1783	3	-2.65	0.13	TRQ2
14MAR18	2014.2110	1784	3	-2.64	0.13	TRQ2
14MAR26	2014.2301	1785	3	-2.88	0.13	TRQ2
14APR01	2014.2493	1786	3	-2.44	0.13	TRQ2
14APR09	2014.2685	1787	3	-2.35	0.13	TRQ2
14APR16	2014.2877	1788	3	-2.12	0.13	TRQ2
14APR22	2014.3068	1789	3	-2.01	0.13	TRQ2
14APR29	2014.3260	1790	3	-2.36	0.13	TRQ2
14MAY06	2014.3452	1791	3	-2.06	0.13	TRQ2
14MAY14	2014.3644	1792	3	-1.93	0.13	TRQ2
14MAY20	2014.3836	1793	3	-1.94	0.13	TRQ2
14MAY28	2014.4027	1794	3	-2.50	0.14	TRQ2
14JUN03	2014.4219	1795	3	-3.43	0.13	TRQ2
14JUN11	2014.4411	1796	3	-2.57	0.13	TRQ2
14JUN18	2014.4603	1797	3	-2.35	0.13	TRQ2
14JUN25	2014.4795	1798	3	-2.72	0.13	TRQ2
14JUL01	2014.4986	1799	3	-2.55	0.13	TRQ2
14JUL08	2014.5178	1800	3	-2.78	0.13	TRQ2
14JUL15	2014.5370	1801	3	-2.62	0.13	TRQ2
14JUL22	2014.5562	1802	3	-2.45	0.13	TRQ2
14JUL30	2014.5753	1803	3	-3.26	0.13	TRQ2
14AUG05	2014.5945	1804	3	-2.85	0.13	TRQ2
14AUG13	2014.6137	1805	3	-3.05	0.13	TRQ2
14AUG20	2014.6329	1806	3	-3.16	0.13	TRQ2
14AUG27	2014.6521	1807	3	-2.72	0.13	TRQ2
14SEP03	2014.6712	1808	3	-2.86	0.13	TRQ2
14SEP10	2014.6904	1809	3	-2.69	0.13	TRQ2
14SEP16	2014.7096	1810	3	-3.15	0.13	TRQ2
14SEP23	2014.7288	1811	3	-3.39	0.12	TRQ2
14SEP30	2014.7479	1812	3	-2.96	0.13	TRQ2
14OCT07	2014.7671	1813	3	-3.78	0.13	TRQ2
14OCT14	2014.7863	1814	3	-3.18	0.13	TRQ2
14OCT22	2014.8055	1815	3	-3.04	0.13	TRQ2
14OCT28	2014.8247	1816	3	-2.81	0.13	TRQ2
14NOV05	2014.8438	1817	3	-2.89	0.13	TRQ2

14NOV12	2014.8630	1818	3	-2.88	0.13	TRQ2
14NOV19	2014.8822	1819	3	-3.04	0.13	TRQ2
14NOV26	2014.9014	1820	3	-3.22	0.13	TRQ2
14DEC02	2014.9205	1821	3	-2.76	0.13	TRQ2
14DEC09	2014.9397	1822	3	-3.21	0.13	TRQ2
14DEC16	2014.9589	1823	3	-3.02	0.13	TRQ2
14DEC24	2014.9781	1824	3	-3.21	0.13	TRQ2
14DEC30	2014.9967	1825	2	-3.26	0.15	TRQ2
15JAN07	2015.0164	1826	3	-3.24	0.13	TRQ2
15JAN13	2015.0356	1827	3	-2.63	0.13	TRQ2
15JAN21	2015.0548	1828	3	-2.57	0.13	TRQ2
15JAN28	2015.0740	1829	3	-2.24	0.13	TRQ2
15FEB04	2015.0932	1830	3	-2.25	0.13	TRQ2
15FEB10	2015.1123	1831	3	-1.88	0.13	TRQ2
15FEB17	2015.1315	1832	3	-1.77	0.13	TRQ2
15FEB25	2015.1507	1833	3	-1.50	0.13	TRQ2
15MAR03	2015.1699	1834	3	-2.06	0.13	TRQ2
15MAR11	2015.1890	1835	3	-1.85	0.13	TRQ2
15MAR17	2015.2082	1836	3	-1.83	0.13	TRQ2
15MAR25	2015.2274	1837	3	-1.30	0.13	TRQ2
15APR01	2015.2466	1838	3	-1.34	0.13	TRQ2
15APR08	2015.2658	1839	3	-0.82	0.13	TRQ2
15APR15	2015.2849	1840	3	-1.55	0.13	TRQ2
15APR21	2015.3041	1841	3	-1.63	0.13	TRQ2
15APR28	2015.3233	1842	3	-1.77	0.13	TRQ2
15MAY05	2015.3425	1843	3	-1.14	0.13	TRQ2
15MAY12	2015.3616	1844	3	-1.39	0.13	TRQ2
15MAY19	2015.3808	1845	3	-1.28	0.13	TRQ2
15MAY27	2015.4000	1846	3	-1.14	0.13	TRQ2
15JUN03	2015.4192	1847	3	-0.88	0.13	TRQ2
15JUN10	2015.4384	1848	3	-1.13	0.13	TRQ2
15JUN17	2015.4575	1849	3	-1.10	0.13	TRQ2
15JUN24	2015.4767	1850	3	-1.73	0.13	TRQ2
15JUL01	2015.4959	1851	3	-1.72	0.13	TRQ2
15JUL07	2015.5151	1852	3	-0.96	0.13	TRQ2
15JUL14	2015.5342	1853	3	-1.32	0.13	TRQ2
15JUL21	2015.5534	1854	3	-2.02	0.13	TRQ2
15JUL28	2015.5726	1855	3	-1.42	0.13	TRQ2
15AUG05	2015.5918	1856	3	-1.21	0.13	TRQ2
15AUG11	2015.6110	1857	3	-1.83	0.13	TRQ2
15AUG19	2015.6301	1858	3	-1.61	0.13	TRQ2
15AUG25	2015.6493	1859	3	-1.48	0.13	TRQ2
15SEP02	2015.6685	1860	3	-2.09	0.13	TRQ2
15SEP09	2015.6877	1861	3	-2.14	0.13	TRQ2
15SEP15	2015.7068	1862	3	-1.62	0.13	TRQ2
15SEP22	2015.7260	1863	3	-1.64	0.12	TRQ2
15SEP29	2015.7452	1864	3	-1.84	0.13	TRQ2
15OCT07	2015.7644	1865	3	-1.51	0.13	TRQ2
15OCT13	2015.7836	1866	3	-1.68	0.13	TRQ2
15OCT21	2015.8027	1867	3	-1.67	0.13	TRQ2
15OCT27	2015.8219	1868	3	-1.91	0.13	TRQ2
15NOV04	2015.8411	1869	3	-1.90	0.13	TRQ2
15NOV11	2015.8603	1870	3	-1.57	0.13	TRQ2
15NOV18	2015.8795	1871	3	-1.75	0.13	TRQ2

15NOV24	2015.8986	1872	3	-1.84	0.13	TRQ2
15DEC01	2015.9178	1873	3	-1.58	0.13	TRQ2
15DEC08	2015.9370	1874	3	-1.17	0.13	TRQ2
15DEC15	2015.9562	1875	3	-1.55	0.13	TRQ2
15DEC23	2015.9753	1876	3	-2.04	0.13	TRQ2
15DEC29	2015.9929	1877	2	-1.85	0.16	TRQ2
16JAN06	2016.0150	1878	3	-18.85	0.06	TRQ2
16JAN14	2016.0355	1879	3	-1.19	0.13	TRQ2
16JAN20	2016.0546	1880	3	-0.81	0.13	TRQ2
16JAN28	2016.0738	1881	3	-0.61	0.13	TRQ2
16FEB04	2016.0929	1882	3	-0.35	0.13	TRQ2
16FEB11	2016.1120	1883	3	-0.35	0.13	TRQ2
16FEB17	2016.1311	1884	3	-0.56	0.13	TRQ2
16FEB24	2016.1503	1885	3	-0.67	0.13	TRQ2
16MAR02	2016.1680	1886	4	0.07	0.14	TRQ2
16MAR09	2016.1858	1887	3	-0.47	0.13	TRQ2
16MAR16	2016.2049	1888	3	-0.12	0.13	TRQ2
16MAR22	2016.2240	1889	3	0.28	0.13	TRQ2
16MAR30	2016.2432	1890	3	0.76	0.13	TRQ2
16APR06	2016.2623	1891	3	0.71	0.13	TRQ2
16APR13	2016.2814	1892	3	0.44	0.13	TRQ2
16APR19	2016.3005	1893	3	1.09	0.13	TRQ2
16APR26	2016.3197	1894	3	0.06	0.13	TRQ2
16MAY04	2016.3388	1895	3	0.69	0.13	TRQ2
16MAY11	2016.3579	1896	3	0.87	0.13	TRQ2
16MAY17	2016.3770	1897	3	0.80	0.12	TRQ2
16MAY24	2016.3962	1898	3	0.87	0.13	TRQ2
16JUN00	2016.4153	1899	3	0.58	0.12	TRQ2
16JUN08	2016.4344	1900	3	0.42	0.13	TRQ2
16JUN15	2016.4536	1901	3	0.75	0.13	TRQ2
16JUN21	2016.4727	1902	3	0.93	0.13	TRQ2
16JUN28	2016.4918	1903	3	0.62	0.13	TRQ2
16JUL05	2016.5109	1904	3	0.93	0.13	TRQ2
16JUL13	2016.5301	1905	3	1.23	0.13	TRQ2
16JUL19	2016.5492	1906	3	0.69	0.13	TRQ2
16JUL26	2016.5683	1907	3	1.19	0.13	TRQ2
16AUG02	2016.5874	1908	3	1.15	0.13	TRQ2
16AUG10	2016.6066	1909	3	0.70	0.13	TRQ2
16AUG17	2016.6257	1910	3	0.99	0.13	TRQ2
16AUG23	2016.6448	1911	3	0.88	0.13	TRQ2
16AUG30	2016.6639	1912	3	0.54	0.13	TRQ2
16SEP07	2016.6831	1913	3	0.75	0.13	TRQ2
16SEP14	2016.7022	1914	3	0.76	0.13	TRQ2
16SEP20	2016.7213	1915	3	0.58	0.13	TRQ2
16SEP27	2016.7404	1916	3	0.66	0.13	TRQ2
16OCT05	2016.7596	1917	3	0.42	0.13	TRQ2
16OCT12	2016.7787	1918	3	0.54	0.13	TRQ2
16OCT18	2016.7978	1919	3	0.59	0.13	TRQ2
16OCT25	2016.8169	1920	3	0.56	0.13	TRQ2
16NOV02	2016.8361	1921	3	0.93	0.13	TRQ2
16NOV09	2016.8552	1922	3	-0.02	0.13	TRQ2
16NOV15	2016.8743	1923	3	0.25	0.13	TRQ2
16NOV22	2016.8934	1924	3	0.13	0.13	TRQ2
16DEC00	2016.9126	1925	3	-0.09	0.13	TRQ2

16DEC07	2016.9317	1926	3	0.36	0.13	TRQ2
16DEC14	2016.9508	1927	3	0.00	0.13	TRQ2
16DEC20	2016.9699	1928	3	0.48	0.13	TRQ2
16DEC27	2016.9877	1929	2	0.62	0.14	TRQ2
17JAN04	2017.0096	1930	3	0.53	0.14	TRQ2
17JAN11	2017.0274	1931	3	0.37	0.13	TRQ2
17JAN18	2017.0466	1932	3	-0.01	0.13	TRQ2
17JAN25	2017.0658	1933	3	0.35	0.13	TRQ2
17FEB01	2017.0849	1934	3	0.93	0.13	TRQ2
17FEB07	2017.1041	1935	3	0.59	0.13	TRQ2
17FEB14	2017.1233	1936	3	1.00	0.13	TRQ2
17FEB21	2017.1425	1937	3	1.43	0.13	TRQ2
17FEB28	2017.1616	1938	3	1.71	0.13	TRQ2
17MAR07	2017.1808	1939	3	1.86	0.13	TRQ2
17MAR15	2017.2000	1940	3	1.61	0.13	TRQ2
17MAR22	2017.2192	1941	3	1.48	0.13	TRQ2
17MAR29	2017.2384	1942	3	1.93	0.13	TRQ2
17APR05	2017.2575	1943	3	1.98	0.13	TRQ2
17APR12	2017.2767	1944	3	1.79	0.13	TRQ2
17APR19	2017.2959	1945	3	2.20	0.13	TRQ2
17APR25	2017.3151	1946	3	2.30	0.13	TRQ2
17MAY02	2017.3342	1947	3	1.78	0.13	TRQ2
17MAY09	2017.3534	1948	3	2.04	0.13	TRQ2
17MAY16	2017.3726	1949	3	1.83	0.13	TRQ2
17MAY24	2017.3918	1950	3	1.95	0.13	TRQ2
17MAY30	2017.4110	1951	3	1.73	0.13	TRQ2
17JUN07	2017.4301	1952	3	1.36	0.13	TRQ2
17JUN13	2017.4493	1953	3	2.10	0.13	TRQ2
17JUN21	2017.4685	1954	3	1.77	0.13	TRQ2
17JUN28	2017.4877	1955	3	1.88	0.13	TRQ2
17JUL04	2017.5068	1956	3	1.89	0.13	TRQ2
17JUL11	2017.5260	1957	3	1.66	0.13	TRQ2
17JUL18	2017.5452	1958	3	1.63	0.13	TRQ2
17JUL26	2017.5644	1959	3	1.74	0.13	TRQ2
17AUG01	2017.5836	1960	3	1.26	0.13	TRQ2
17AUG09	2017.6027	1961	3	1.98	0.13	TRQ2
17AUG15	2017.6219	1962	3	1.82	0.13	TRQ2
17AUG23	2017.6411	1963	3	1.87	0.13	TRQ2
17AUG30	2017.6603	1964	3	1.52	0.13	TRQ2
17SEP06	2017.6795	1965	3	1.10	0.13	TRQ2
17SEP12	2017.6986	1966	3	0.99	0.13	TRQ2
17SEP19	2017.7178	1967	3	0.80	0.13	TRQ2
17SEP26	2017.7370	1968	3	1.43	0.13	TRQ2
17OCT03	2017.7562	1969	3	1.64	0.13	TRQ2
17OCT11	2017.7753	1970	3	1.06	0.13	TRQ2
17OCT17	2017.7945	1971	3	1.08	0.13	TRQ2
17OCT25	2017.8137	1972	3	-0.01	0.13	TRQ2
17NOV01	2017.8329	1973	3	0.78	0.13	TRQ2
17NOV08	2017.8521	1974	3	0.71	0.13	TRQ2
17NOV15	2017.8712	1975	3	0.83	0.13	TRQ2
17NOV22	2017.8904	1976	3	1.13	0.13	TRQ2
17NOV28	2017.9096	1977	3	0.55	0.13	TRQ2
17DEC05	2017.9288	1978	3	1.09	0.13	TRQ2
17DEC12	2017.9479	1979	3	1.11	0.13	TRQ2

17DEC19	2017.9671	1980	3	1.40	0.13	TRQ2
17DEC26	2017.9863	1981	3	0.90	0.13	TRQ2
18JAN04	2018.0082	1982	4	1.74	0.15	TRQ2
18JAN09	2018.0247	1983	3	1.19	0.13	TRQ2
18JAN17	2018.0438	1984	3	1.84	0.13	TRQ2
18JAN24	2018.0630	1985	3	1.50	0.13	TRQ2
18JAN31	2018.0822	1986	3	1.50	0.13	TRQ2
18FEB07	2018.1014	1987	3	1.35	0.13	TRQ2
18FEB13	2018.1205	1988	3	2.08	0.14	TRQ2
18FEB20	2018.1397	1989	3	2.55	0.13	TRQ2
18FEB27	2018.1589	1990	3	2.52	0.13	TRQ2
18MAR07	2018.1781	1991	3	3.14	0.14	TRQ2
18MAR13	2018.1973	1992	3	3.53	0.13	TRQ2
18MAR21	2018.2164	1993	3	2.93	0.13	TRQ2
18MAR27	2018.2356	1994	3	2.72	0.13	TRQ2
18APR04	2018.2548	1995	3	2.36	0.13	TRQ2
18APR11	2018.2740	1996	3	2.77	0.13	TRQ2
18APR18	2018.2932	1997	3	2.48	0.13	TRQ2
18APR24	2018.3123	1998	3	2.55	0.13	TRQ2
18MAY01	2018.3315	1999	3	2.27	0.13	TRQ2
18MAY09	2018.3507	2000	3	2.38	0.13	TRQ2
18MAY15	2018.3699	2001	3	2.78	0.13	TRQ2
18MAY23	2018.3890	2002	3	2.55	0.13	TRQ2
18MAY29	2018.4082	2003	3	2.33	0.13	TRQ2
18JUN06	2018.4274	2004	3	2.63	0.13	TRQ2
18JUN13	2018.4475	2005	3	2.66	0.14	TRQ2
18JUN20	2018.4658	2006	3	2.92	0.13	TRQ2
18JUN27	2018.4849	2007	3	3.00	0.13	TRQ2
18JUL03	2018.5041	2008	3	2.83	0.13	TRQ2
18JUL10	2018.5233	2009	3	2.66	0.13	TRQ2
18JUL17	2018.5425	2010	3	2.67	0.13	TRQ2
18JUL24	2018.5616	2011	3	1.98	0.13	TRQ2
18JUL31	2018.5808	2012	3	2.26	0.13	TRQ2
18AUG08	2018.6000	2013	3	2.72	0.13	TRQ2
18AUG15	2018.6192	2014	3	2.20	0.13	TRQ2
18AUG22	2018.6384	2015	3	2.51	0.13	TRQ2
18AUG29	2018.6575	2016	3	2.34	0.13	TRQ2
18SEP05	2018.6767	2017	3	2.59	0.13	TRQ2
18SEP12	2018.6959	2018	3	1.90	0.13	TRQ2
18SEP18	2018.7151	2019	3	2.14	0.13	TRQ2
18SEP25	2018.7342	2020	3	2.01	0.13	TRQ2
18OCT02	2018.7534	2021	3	1.79	0.13	TRQ2
18OCT09	2018.7726	2022	3	1.95	0.13	TRQ2
18OCT17	2018.7918	2023	3	1.94	0.13	TRQ2
18OCT23	2018.8110	2024	3	1.46	0.13	TRQ2
18OCT31	2018.8301	2025	3	1.73	0.13	TRQ2
18NOV06	2018.8493	2026	3	1.04	0.13	TRQ2
18NOV14	2018.8685	2027	3	1.26	0.13	TRQ2
18NOV21	2018.8877	2028	3	1.43	0.13	TRQ2
18NOV27	2018.9068	2029	3	1.68	0.13	TRQ2
18DEC04	2018.9260	2030	3	1.60	0.13	TRQ2
18DEC11	2018.9452	2031	3	1.53	0.13	TRQ2
18DEC19	2018.9644	2032	3	1.97	0.13	TRQ2
18DEC25	2018.9836	2033	3	1.79	0.13	TRQ2



19JAN02	2019.0044	2034	3	1.87	0.15	TRQ2
19JAN08	2019.0219	2035	3	2.36	0.13	TRQ2
19JAN16	2019.0411	2036	3	2.14	0.13	TRQ2
19JAN23	2019.0603	2037	3	2.52	0.13	TRQ2
19JAN30	2019.0795	2038	3	2.14	0.13	TRQ2
19FEB05	2019.0986	2039	3	2.73	0.13	TRQ2
19FEB12	2019.1178	2040	3	3.19	0.13	TRQ2
19FEB19	2019.1370	2041	3	3.02	0.13	TRQ2
19FEB26	2019.1562	2042	3	3.39	0.13	TRQ2
19MAR06	2019.1753	2043	3	3.72	0.13	TRQ2
19MAR12	2019.1945	2044	3	3.57	0.13	TRQ2
19MAR20	2019.2137	2045	3	3.62	0.15	TRQ2
19MAR27	2019.2329	2046	3	3.41	0.17	TRQ2
19APR03	2019.2521	2047	3	4.29	0.17	TRQ2
19APR10	2019.2712	2048	3	3.87	0.17	TRQ2
19APR17	2019.2904	2049	3	3.76	0.17	TRQ2
19APR23	2019.3096	2050	3	3.70	0.17	TRQ2
19APR30	2019.3288	2051	3	4.43	0.17	TRQ2
19MAY07	2019.3479	2052	3	3.91	0.17	TRQ2
19MAY14	2019.3671	2053	3	3.99	0.17	TRQ2
19MAY21	2019.3863	2054	3	3.76	0.16	TRQ2
19MAY29	2019.4055	2055	3	4.54	0.16	TRQ2
19JUN04	2019.4247	2056	3	4.76	0.17	TRQ2
19JUN12	2019.4438	2057	3	4.14	0.17	TRQ2
19JUN19	2019.4630	2058	3	4.45	0.17	TRQ2
19JUN26	2019.4822	2059	3	4.55	0.17	TRQ2
19JUL03	2019.5014	2060	3	3.97	0.16	TRQ2
19JUL09	2019.5205	2061	3	4.37	0.17	TRQ2
19JUL16	2019.5397	2062	3	4.43	0.17	TRQ2
19JUL23	2019.5589	2063	3	3.84	0.17	TRQ2
19JUL31	2019.5781	2064	3	4.23	0.17	TRQ2
19AUG06	2019.5973	2065	3	4.19	0.17	TRQ2
19AUG14	2019.6164	2066	3	3.63	0.17	TRQ2
19AUG20	2019.6356	2067	3	3.28	0.17	TRQ2
19AUG28	2019.6548	2068	3	3.39	0.17	TRQ2
19SEP04	2019.6740	2069	3	3.49	0.17	TRQ2
19SEP11	2019.6932	2070	3	3.71	0.17	TRQ2
19SEP17	2019.7123	2071	3	3.77	0.17	TRQ2
19SEP24	2019.7315	2072	3	3.56	0.17	TRQ2
19OCT02	2019.7507	2073	3	3.42	0.17	TRQ2
19OCT08	2019.7699	2074	3	3.37	0.17	TRQ2
19OCT16	2019.7890	2075	3	3.30	0.17	TRQ2
19OCT22	2019.8082	2076	3	3.10	0.17	TRQ2
19OCT30	2019.8274	2077	3	3.78	0.17	TRQ2
19NOV06	2019.8466	2078	3	3.58	0.17	TRQ2
19NOV13	2019.8658	2079	3	3.24	0.17	TRQ2
19NOV20	2019.8849	2080	3	3.30	0.17	TRQ2
15MAR25	2015.2288	1837	3	-3.15	0.14	TRTL
15APR01	2015.2466	1838	3	-2.86	0.12	TRTL
15APR08	2015.2658	1839	3	-3.27	0.12	TRTL
15APR15	2015.2849	1840	3	-3.39	0.12	TRTL
15APR21	2015.3041	1841	3	-3.04	0.12	TRTL
15APR28	2015.3233	1842	3	-3.12	0.12	TRTL
15MAY05	2015.3425	1843	3	-2.80	0.12	TRTL

15MAY12	2015.3616	1844	3	-2.88	0.12	TRTL
15MAY19	2015.3808	1845	3	-2.94	0.12	TRTL
15MAY27	2015.4000	1846	3	-2.74	0.12	TRTL
15JUN03	2015.4192	1847	3	-2.86	0.12	TRTL
15JUN10	2015.4384	1848	3	-2.27	0.11	TRTL
15JUN17	2015.4575	1849	3	-2.34	0.12	TRTL
15JUN24	2015.4767	1850	3	-2.53	0.12	TRTL
15JUL01	2015.4959	1851	3	-2.73	0.11	TRTL
15JUL07	2015.5151	1852	3	-1.02	0.12	TRTL
15JUL14	2015.5342	1853	3	-2.79	0.12	TRTL
15JUL21	2015.5534	1854	3	-3.06	0.11	TRTL
15JUL28	2015.5726	1855	3	-2.72	0.12	TRTL
15AUG05	2015.5918	1856	3	-3.03	0.12	TRTL
15AUG11	2015.6110	1857	3	-2.91	0.12	TRTL
15AUG19	2015.6301	1858	3	-3.17	0.12	TRTL
15AUG25	2015.6493	1859	3	-3.06	0.12	TRTL
15SEP02	2015.6685	1860	3	-3.27	0.11	TRTL
15SEP09	2015.6877	1861	3	-3.03	0.11	TRTL
15SEP15	2015.7068	1862	3	-2.67	0.11	TRTL
15SEP22	2015.7260	1863	3	-2.97	0.11	TRTL
15SEP29	2015.7452	1864	3	-3.13	0.12	TRTL
15OCT07	2015.7644	1865	3	-3.09	0.11	TRTL
15OCT13	2015.7836	1866	3	-3.10	0.11	TRTL
15OCT21	2015.8027	1867	3	-3.21	0.12	TRTL
15OCT27	2015.8219	1868	3	-2.91	0.11	TRTL
15NOV02	2015.8370	1869	1	-3.06	0.16	TRTL
15NOV12	2015.8630	1870	4	-2.84	0.25	TRTL
15NOV18	2015.8795	1871	3	-2.60	0.12	TRTL
15NOV24	2015.8986	1872	3	-2.78	0.12	TRTL
15DEC01	2015.9178	1873	3	-2.99	0.12	TRTL
15DEC08	2015.9370	1874	3	-2.61	0.12	TRTL
15DEC15	2015.9562	1875	3	-2.74	0.12	TRTL
15DEC20	2015.9685	1876	0	-2.78	0.27	TRTL
16JAN14	2016.0355	1879	3	-2.08	0.12	TRTL
16JAN20	2016.0546	1880	3	-2.01	0.11	TRTL
16JAN28	2016.0738	1881	3	-1.83	0.12	TRTL
16FEB04	2016.0929	1882	3	-1.83	0.11	TRTL
16FEB11	2016.1120	1883	3	-1.72	0.12	TRTL
16FEB17	2016.1311	1884	3	-1.46	0.12	TRTL
16FEB25	2016.1507	1885	4	-1.24	0.13	TRTL
16MAR02	2016.1680	1886	4	-1.32	0.12	TRTL
16MAR09	2016.1858	1887	3	-1.31	0.12	TRTL
16MAR16	2016.2049	1888	3	-0.87	0.12	TRTL
16MAR22	2016.2240	1889	3	-0.85	0.12	TRTL
16MAR30	2016.2432	1890	3	-1.21	0.11	TRTL
16APR06	2016.2623	1891	3	-0.74	0.10	TRTL
16APR13	2016.2814	1892	3	-0.88	0.10	TRTL
16APR19	2016.3005	1893	3	-0.37	0.10	TRTL
16APR26	2016.3197	1894	3	-1.17	0.10	TRTL
16MAY04	2016.3388	1895	3	-0.62	0.10	TRTL
16MAY11	2016.3579	1896	3	-0.56	0.10	TRTL
16MAY17	2016.3770	1897	3	-0.62	0.10	TRTL
16MAY24	2016.3962	1898	3	-0.53	0.10	TRTL
16JUN00	2016.4153	1899	3	-0.59	0.10	TRTL

16JUN08	2016.4344	1900	3	-0.51	0.10	TRTL
16JUN15	2016.4536	1901	3	-0.31	0.10	TRTL
16JUN21	2016.4727	1902	3	-0.26	0.10	TRTL
16JUN28	2016.4918	1903	3	-0.10	0.10	TRTL
16JUL05	2016.5109	1904	3	0.28	0.10	TRTL
16JUL13	2016.5301	1905	3	0.09	0.10	TRTL
16JUL19	2016.5492	1906	3	-0.25	0.10	TRTL
16JUL26	2016.5683	1907	3	0.03	0.10	TRTL
16AUG02	2016.5874	1908	3	-0.14	0.10	TRTL
16AUG10	2016.6066	1909	3	-0.31	0.10	TRTL
16AUG17	2016.6257	1910	3	-0.43	0.10	TRTL
16AUG23	2016.6448	1911	3	0.13	0.10	TRTL
16AUG30	2016.6639	1912	3	-0.35	0.10	TRTL
16SEP07	2016.6831	1913	3	-0.15	0.10	TRTL
16SEP14	2016.7022	1914	3	-0.10	0.10	TRTL
16SEP20	2016.7213	1915	3	-0.23	0.10	TRTL
16SEP27	2016.7404	1916	3	-0.41	0.10	TRTL
16OCT05	2016.7596	1917	3	-0.17	0.10	TRTL
16OCT12	2016.7787	1918	3	-0.23	0.10	TRTL
16OCT18	2016.7978	1919	3	-0.31	0.10	TRTL
16OCT25	2016.8169	1920	3	-0.15	0.10	TRTL
16NOV02	2016.8361	1921	3	0.17	0.10	TRTL
16NOV08	2016.8525	1922	2	-0.10	0.13	TRTL
16NOV17	2016.8784	1923	4	-0.63	0.14	TRTL
16NOV22	2016.8934	1924	3	-0.36	0.10	TRTL
16DEC00	2016.9126	1925	3	-0.23	0.10	TRTL
16DEC07	2016.9317	1926	3	-0.11	0.10	TRTL
16DEC14	2016.9508	1927	3	0.23	0.10	TRTL
16DEC20	2016.9699	1928	3	0.18	0.10	TRTL
16DEC28	2016.9891	1929	3	0.24	0.10	TRTL
17JAN03	2017.0082	1930	3	0.50	0.10	TRTL
17JAN11	2017.0274	1931	3	0.54	0.10	TRTL
17JAN18	2017.0466	1932	3	0.28	0.10	TRTL
17JAN25	2017.0658	1933	3	0.11	0.10	TRTL
17FEB01	2017.0849	1934	3	0.48	0.10	TRTL
17FEB07	2017.1041	1935	3	0.72	0.10	TRTL
17FEB14	2017.1233	1936	3	0.71	0.10	TRTL
17FEB21	2017.1425	1937	3	1.10	0.10	TRTL
17FEB28	2017.1616	1938	3	1.18	0.10	TRTL
17MAR07	2017.1808	1939	3	1.67	0.10	TRTL
17MAR15	2017.2000	1940	3	1.42	0.10	TRTL
17MAR22	2017.2192	1941	3	1.52	0.10	TRTL
17MAR29	2017.2384	1942	3	1.58	0.10	TRTL
17APR05	2017.2575	1943	3	2.00	0.10	TRTL
17APR12	2017.2767	1944	3	1.75	0.10	TRTL
17APR19	2017.2959	1945	3	2.17	0.10	TRTL
17APR25	2017.3151	1946	3	1.96	0.10	TRTL
17MAY02	2017.3342	1947	3	1.76	0.10	TRTL
17MAY09	2017.3534	1948	3	1.79	0.10	TRTL
17MAY16	2017.3726	1949	3	1.98	0.10	TRTL
17MAY24	2017.3918	1950	3	1.99	0.10	TRTL
17MAY30	2017.4110	1951	3	1.93	0.10	TRTL
17JUN07	2017.4301	1952	3	2.12	0.10	TRTL
17JUN14	2017.4493	1953	3	2.27	0.11	TRTL

17JUN21	2017.4685	1954	3	3.77	0.10	TRTL
17JUN28	2017.4877	1955	3	1.77	0.10	TRTL
17JUL04	2017.5068	1956	3	1.88	0.10	TRTL
17JUL11	2017.5260	1957	3	1.46	0.10	TRTL
17JUL18	2017.5452	1958	3	2.12	0.10	TRTL
17JUL26	2017.5644	1959	3	1.53	0.10	TRTL
17AUG01	2017.5836	1960	3	1.66	0.10	TRTL
17AUG09	2017.6027	1961	3	2.17	0.10	TRTL
17AUG15	2017.6219	1962	3	2.18	0.10	TRTL
17AUG23	2017.6411	1963	3	1.57	0.10	TRTL
17AUG30	2017.6603	1964	3	1.81	0.10	TRTL
17SEP06	2017.6795	1965	3	1.24	0.10	TRTL
17SEP12	2017.6986	1966	3	1.59	0.10	TRTL
17SEP19	2017.7178	1967	3	1.67	0.10	TRTL
17SEP26	2017.7370	1968	3	1.81	0.10	TRTL
17OCT03	2017.7562	1969	3	2.22	0.10	TRTL
17OCT11	2017.7753	1970	3	1.60	0.10	TRTL
17OCT17	2017.7945	1971	3	1.68	0.10	TRTL
17OCT25	2017.8137	1972	3	1.36	0.10	TRTL
17NOV01	2017.8329	1973	3	1.54	0.10	TRTL
17NOV08	2017.8521	1974	3	1.50	0.10	TRTL
17NOV15	2017.8712	1975	3	1.60	0.10	TRTL
17NOV22	2017.8904	1976	3	2.09	0.10	TRTL
17NOV28	2017.9096	1977	3	1.49	0.10	TRTL
17DEC05	2017.9288	1978	3	1.98	0.10	TRTL
17DEC12	2017.9479	1979	3	2.12	0.10	TRTL
17DEC19	2017.9671	1980	3	1.90	0.10	TRTL
17DEC26	2017.9863	1981	3	1.87	0.10	TRTL
18JAN03	2018.0055	1982	3	2.32	0.10	TRTL
18JAN09	2018.0247	1983	3	2.20	0.11	TRTL
18JAN17	2018.0438	1984	3	2.25	0.10	TRTL
18JAN24	2018.0630	1985	3	2.43	0.10	TRTL
18JAN31	2018.0822	1986	3	2.92	0.11	TRTL
18FEB07	2018.1018	1987	3	2.62	0.12	TRTL
18FEB13	2018.1205	1988	3	2.85	0.11	TRTL
18FEB20	2018.1397	1989	3	2.74	0.11	TRTL
18FEB27	2018.1589	1990	3	3.22	0.11	TRTL
18MAR07	2018.1781	1991	3	3.82	0.11	TRTL
18MAR13	2018.1973	1992	3	3.83	0.10	TRTL
18MAR21	2018.2164	1993	3	3.80	0.10	TRTL
18MAR27	2018.2356	1994	3	3.74	0.10	TRTL
18APR04	2018.2548	1995	3	3.52	0.10	TRTL
18APR11	2018.2740	1996	3	3.82	0.11	TRTL
18APR18	2018.2932	1997	3	3.33	0.10	TRTL
18APR24	2018.3110	1998	2	3.42	0.11	TRTL
13FEB25	2013.1520	1729	1	-4.31	0.58	VLOH
13MAY22	2013.3877	1741	3	-3.69	0.14	VLOH
13MAY29	2013.4055	1742	3	-2.81	0.12	VLOH
13JUN04	2013.4247	1743	3	-3.32	0.12	VLOH
13JUN12	2013.4438	1744	3	-3.51	0.12	VLOH
13JUN19	2013.4630	1745	3	-3.73	0.12	VLOH
13JUN26	2013.4822	1746	3	-3.67	0.12	VLOH
13JUL03	2013.5014	1747	3	-3.71	0.11	VLOH
13JUL09	2013.5205	1748	3	-3.54	0.11	VLOH

13JUL16	2013.5397	1749	3	-3.69	0.11	VLOH
13JUL23	2013.5589	1750	3	-4.03	0.12	VLOH
13JUL31	2013.5781	1751	3	-3.99	0.11	VLOH
13AUG06	2013.5973	1752	3	-3.91	0.11	VLOH
13AUG14	2013.6164	1753	3	-4.57	0.11	VLOH
13AUG20	2013.6356	1754	3	-4.67	0.11	VLOH
13AUG28	2013.6548	1755	3	-4.25	0.11	VLOH
13SEP04	2013.6740	1756	3	-4.35	0.11	VLOH
13SEP11	2013.6932	1757	3	-4.11	0.11	VLOH
13SEP17	2013.7123	1758	3	-4.17	0.11	VLOH
13SEP24	2013.7315	1759	3	-4.10	0.11	VLOH
13OCT02	2013.7507	1760	3	-3.82	0.11	VLOH
13OCT08	2013.7699	1761	3	-3.74	0.11	VLOH
13OCT16	2013.7890	1762	3	-3.51	0.12	VLOH
13OCT22	2013.8082	1763	3	-3.39	0.12	VLOH
13OCT30	2013.8274	1764	3	-3.08	0.12	VLOH
13NOV06	2013.8466	1765	3	-2.98	0.11	VLOH
13NOV13	2013.8658	1766	3	-2.87	0.12	VLOH
13NOV20	2013.8849	1767	3	-3.28	0.12	VLOH
13NOV26	2013.9041	1768	3	-3.57	0.12	VLOH
13DEC03	2013.9233	1769	3	-3.43	0.12	VLOH
13DEC10	2013.9425	1770	3	-3.99	0.12	VLOH
13DEC17	2013.9616	1771	3	-3.68	0.12	VLOH
13DEC24	2013.9808	1772	3	-3.76	0.12	VLOH
14JAN01	2014.0005	1773	3	-2.84	0.14	VLOH
14JAN08	2014.0192	1774	3	-3.56	0.12	VLOH
14JAN15	2014.0384	1775	3	-2.93	0.12	VLOH
14JAN22	2014.0575	1776	3	-2.51	0.12	VLOH
14JAN29	2014.0767	1777	3	-2.27	0.12	VLOH
14FEB05	2014.0959	1778	3	-2.68	0.12	VLOH
14FEB11	2014.1151	1779	3	-2.86	0.12	VLOH
14FEB18	2014.1342	1780	3	-2.79	0.12	VLOH
14FEB25	2014.1534	1781	3	-2.93	0.12	VLOH
14MAR04	2014.1726	1782	3	-2.38	0.12	VLOH
14MAR12	2014.1918	1783	3	-2.54	0.12	VLOH
14MAR18	2014.2110	1784	3	-2.40	0.12	VLOH
14MAR26	2014.2301	1785	3	-2.34	0.12	VLOH
14APR01	2014.2493	1786	3	-2.37	0.11	VLOH
14APR09	2014.2685	1787	3	-2.05	0.12	VLOH
14APR16	2014.2877	1788	3	-2.11	0.12	VLOH
14APR22	2014.3068	1789	3	-1.93	0.12	VLOH
14APR29	2014.3260	1790	3	-2.18	0.12	VLOH
14MAY06	2014.3452	1791	3	-1.73	0.12	VLOH
14MAY14	2014.3644	1792	3	-1.61	0.12	VLOH
14MAY20	2014.3836	1793	3	-1.70	0.12	VLOH
14MAY28	2014.4027	1794	3	-1.80	0.12	VLOH
14JUN03	2014.4219	1795	3	-1.99	0.12	VLOH
14JUN11	2014.4411	1796	3	-3.10	0.12	VLOH
14JUN18	2014.4603	1797	3	-2.52	0.12	VLOH
14JUN25	2014.4795	1798	3	-2.44	0.12	VLOH
14JUL01	2014.4986	1799	3	-2.39	0.12	VLOH
14JUL08	2014.5178	1800	3	-2.23	0.12	VLOH
14JUL15	2014.5370	1801	3	-1.93	0.12	VLOH
14JUL22	2014.5562	1802	3	-2.40	0.11	VLOH

14JUL30	2014.5753	1803	3	-1.73	0.12	VLOH
14AUG05	2014.5945	1804	3	-2.13	0.12	VLOH
14AUG13	2014.6137	1805	3	-2.83	0.12	VLOH
14AUG20	2014.6329	1806	3	-2.68	0.12	VLOH
14AUG27	2014.6521	1807	3	-2.20	0.11	VLOH
14SEP03	2014.6712	1808	3	-2.22	0.11	VLOH
14SEP10	2014.6904	1809	3	-2.26	0.12	VLOH
14SEP16	2014.7096	1810	3	-2.68	0.12	VLOH
14SEP23	2014.7288	1811	3	-2.71	0.11	VLOH
14SEP30	2014.7479	1812	3	-2.56	0.11	VLOH
14OCT07	2014.7671	1813	3	-2.51	0.12	VLOH
14OCT14	2014.7863	1814	3	-2.23	0.11	VLOH
14OCT22	2014.8055	1815	3	-2.22	0.12	VLOH
14OCT28	2014.8247	1816	3	-1.98	0.12	VLOH
14NOV05	2014.8438	1817	3	-2.33	0.12	VLOH
14NOV12	2014.8630	1818	3	-2.06	0.12	VLOH
14NOV19	2014.8822	1819	3	-2.22	0.12	VLOH
14NOV26	2014.9014	1820	3	-2.78	0.12	VLOH
14DEC02	2014.9205	1821	3	-1.40	0.12	VLOH
14DEC09	2014.9397	1822	3	-2.54	0.12	VLOH
14DEC16	2014.9589	1823	3	-2.05	0.12	VLOH
14DEC24	2014.9781	1824	3	-1.85	0.13	VLOH
14DEC30	2014.9967	1825	2	-2.01	0.14	VLOH
15JAN07	2015.0164	1826	3	-2.06	0.12	VLOH
15JAN13	2015.0356	1827	3	-1.95	0.12	VLOH
15JAN21	2015.0548	1828	3	-1.92	0.12	VLOH
15JAN28	2015.0740	1829	3	-1.42	0.12	VLOH
15FEB04	2015.0932	1830	3	-1.48	0.12	VLOH
15FEB10	2015.1123	1831	3	-1.35	0.12	VLOH
15FEB17	2015.1315	1832	3	-1.57	0.12	VLOH
15FEB25	2015.1507	1833	3	-1.18	0.12	VLOH
15MAR03	2015.1699	1834	3	-1.25	0.12	VLOH
15MAR11	2015.1890	1835	3	-1.53	0.12	VLOH
15MAR17	2015.2082	1836	3	-1.46	0.12	VLOH
15MAR25	2015.2274	1837	3	-1.25	0.12	VLOH
15APR01	2015.2466	1838	3	-1.13	0.12	VLOH
15APR08	2015.2658	1839	3	-1.09	0.12	VLOH
15APR15	2015.2849	1840	3	-0.99	0.12	VLOH
15APR21	2015.3041	1841	3	-0.69	0.12	VLOH
15APR28	2015.3233	1842	3	-0.88	0.11	VLOH
15MAY05	2015.3425	1843	3	-0.94	0.11	VLOH
15MAY12	2015.3616	1844	3	-0.82	0.11	VLOH
15MAY19	2015.3808	1845	3	-0.82	0.12	VLOH
15MAY27	2015.4000	1846	3	-1.03	0.11	VLOH
15JUN03	2015.4192	1847	3	-0.56	0.11	VLOH
15JUN10	2015.4384	1848	3	-0.57	0.11	VLOH
15JUN17	2015.4575	1849	3	-0.77	0.12	VLOH
15JUN24	2015.4767	1850	3	-0.76	0.11	VLOH
15JUL01	2015.4959	1851	3	-1.13	0.11	VLOH
15JUL07	2015.5151	1852	3	-0.84	0.11	VLOH
15JUL14	2015.5342	1853	3	-1.23	0.12	VLOH
15JUL21	2015.5534	1854	3	-1.47	0.11	VLOH
15JUL28	2015.5726	1855	3	-1.19	0.11	VLOH
15AUG05	2015.5918	1856	3	-0.77	0.12	VLOH

15AUG11	2015.6110	1857	3	-1.30	0.11	VLOH
15AUG19	2015.6301	1858	3	-1.39	0.11	VLOH
15AUG25	2015.6493	1859	3	-1.07	0.11	VLOH
15SEP02	2015.6685	1860	3	-0.78	0.11	VLOH
15SEP09	2015.6877	1861	3	-1.17	0.11	VLOH
15SEP15	2015.7068	1862	3	-0.69	0.11	VLOH
15SEP22	2015.7260	1863	3	-0.99	0.11	VLOH
15SEP29	2015.7452	1864	3	-0.90	0.11	VLOH
15OCT07	2015.7644	1865	3	-0.63	0.11	VLOH
15OCT13	2015.7836	1866	3	-0.87	0.11	VLOH
15OCT21	2015.8027	1867	3	-0.64	0.11	VLOH
15OCT27	2015.8219	1868	3	-0.78	0.11	VLOH
15NOV04	2015.8411	1869	3	-0.68	0.11	VLOH
15NOV11	2015.8603	1870	3	0.32	0.12	VLOH
15NOV18	2015.8795	1871	3	-0.85	0.12	VLOH
15NOV24	2015.8986	1872	3	-0.56	0.12	VLOH
15DEC01	2015.9178	1873	3	-0.09	0.12	VLOH
15DEC08	2015.9370	1874	3	-0.69	0.12	VLOH
15DEC15	2015.9562	1875	3	-0.54	0.12	VLOH
15DEC23	2015.9753	1876	3	-0.27	0.12	VLOH
15DEC29	2015.9929	1877	2	-0.56	0.14	VLOH
16JAN06	2016.0150	1878	3	10.32	0.07	VLOH
16JAN14	2016.0355	1879	3	0.17	0.12	VLOH
16JAN20	2016.0546	1880	3	0.10	0.12	VLOH
16JAN28	2016.0738	1881	3	0.22	0.12	VLOH
16FEB04	2016.0929	1882	3	0.56	0.11	VLOH
16FEB11	2016.1120	1883	3	-0.05	0.12	VLOH
16FEB17	2016.1311	1884	3	0.55	0.12	VLOH
16FEB24	2016.1503	1885	3	0.47	0.12	VLOH
16MAR02	2016.1680	1886	4	0.18	0.12	VLOH
16MAR09	2016.1858	1887	3	0.31	0.12	VLOH
16MAR16	2016.2049	1888	3	0.66	0.12	VLOH
16MAR22	2016.2240	1889	3	0.97	0.12	VLOH
16MAR30	2016.2432	1890	3	1.15	0.12	VLOH
16APR06	2016.2623	1891	3	1.21	0.12	VLOH
16APR13	2016.2814	1892	3	0.80	0.11	VLOH
16APR19	2016.3005	1893	3	1.49	0.12	VLOH
16APR26	2016.3197	1894	3	0.62	0.11	VLOH
16MAY04	2016.3388	1895	3	1.30	0.11	VLOH
16MAY11	2016.3579	1896	3	1.44	0.11	VLOH
16MAY17	2016.3770	1897	3	1.30	0.11	VLOH
16MAY24	2016.3962	1898	3	1.38	0.11	VLOH
16JUN00	2016.4153	1899	3	1.27	0.11	VLOH
16JUN08	2016.4344	1900	3	1.00	0.11	VLOH
16JUN15	2016.4536	1901	3	1.55	0.11	VLOH
16JUN21	2016.4727	1902	3	1.02	0.11	VLOH
16JUN28	2016.4918	1903	3	1.78	0.12	VLOH
16JUL05	2016.5109	1904	3	2.56	0.12	VLOH
16JUL13	2016.5301	1905	3	1.66	0.11	VLOH
16JUL19	2016.5492	1906	3	1.09	0.11	VLOH
16JUL26	2016.5683	1907	3	1.52	0.11	VLOH
16AUG02	2016.5874	1908	3	1.41	0.11	VLOH
16AUG10	2016.6066	1909	3	1.45	0.11	VLOH
16AUG17	2016.6257	1910	3	1.30	0.11	VLOH

16AUG23	2016.6448	1911	3	1.94	0.11	VLOH
16AUG30	2016.6639	1912	3	1.01	0.11	VLOH
16SEP07	2016.6831	1913	3	1.23	0.11	VLOH
16SEP14	2016.7022	1914	3	1.45	0.11	VLOH
16SEP20	2016.7213	1915	3	1.50	0.11	VLOH
16SEP27	2016.7404	1916	3	1.36	0.11	VLOH
16OCT05	2016.7596	1917	3	1.47	0.11	VLOH
16OCT12	2016.7787	1918	3	1.22	0.11	VLOH
16OCT18	2016.7978	1919	3	1.41	0.11	VLOH
16OCT25	2016.8169	1920	3	1.64	0.12	VLOH
16NOV02	2016.8361	1921	3	1.74	0.12	VLOH
16NOV09	2016.8552	1922	3	0.87	0.12	VLOH
16NOV15	2016.8743	1923	3	0.95	0.12	VLOH
16NOV22	2016.8934	1924	3	1.03	0.12	VLOH
16DEC00	2016.9126	1925	3	1.28	0.12	VLOH
16DEC07	2016.9317	1926	3	1.49	0.12	VLOH
16DEC14	2016.9508	1927	3	1.95	0.12	VLOH
16DEC20	2016.9699	1928	3	1.34	0.12	VLOH
16DEC27	2016.9877	1929	2	1.47	0.13	VLOH
17JAN04	2017.0096	1930	3	1.95	0.12	VLOH
17JAN11	2017.0274	1931	3	2.15	0.12	VLOH
17JAN18	2017.0466	1932	3	1.46	0.12	VLOH
17JAN25	2017.0658	1933	3	1.70	0.12	VLOH
17FEB01	2017.0849	1934	3	1.62	0.11	VLOH
17FEB07	2017.1041	1935	3	1.95	0.12	VLOH
17FEB14	2017.1233	1936	3	1.81	0.12	VLOH
17FEB21	2017.1425	1937	3	2.01	0.12	VLOH
17FEB28	2017.1616	1938	3	2.29	0.12	VLOH
17MAR07	2017.1808	1939	3	2.57	0.11	VLOH
17MAR15	2017.2000	1940	3	2.62	0.12	VLOH
17MAR22	2017.2192	1941	3	2.63	0.12	VLOH
17MAR29	2017.2384	1942	3	2.47	0.11	VLOH
17APR05	2017.2575	1943	3	2.83	0.12	VLOH
17APR12	2017.2767	1944	3	2.88	0.11	VLOH
17APR19	2017.2959	1945	3	3.20	0.12	VLOH
17APR25	2017.3151	1946	3	2.78	0.12	VLOH
17MAY02	2017.3342	1947	3	2.91	0.12	VLOH
17MAY09	2017.3534	1948	3	2.32	0.11	VLOH
17MAY16	2017.3726	1949	3	2.95	0.11	VLOH
17MAY24	2017.3918	1950	3	2.71	0.11	VLOH
17MAY30	2017.4110	1951	3	2.65	0.11	VLOH
17JUN07	2017.4301	1952	3	2.66	0.12	VLOH
17JUN13	2017.4493	1953	3	2.82	0.11	VLOH
17JUN21	2017.4685	1954	3	2.53	0.11	VLOH
17JUN28	2017.4877	1955	3	2.62	0.11	VLOH
17JUL04	2017.5068	1956	3	2.51	0.11	VLOH
17JUL11	2017.5260	1957	3	2.47	0.11	VLOH
17JUL18	2017.5452	1958	3	2.55	0.11	VLOH
17JUL26	2017.5644	1959	3	2.39	0.12	VLOH
17AUG01	2017.5836	1960	3	2.18	0.12	VLOH
17AUG09	2017.6027	1961	3	2.75	0.11	VLOH
17AUG15	2017.6219	1962	3	2.56	0.12	VLOH
17AUG23	2017.6411	1963	3	2.44	0.11	VLOH
17AUG30	2017.6603	1964	3	2.34	0.11	VLOH



17SEP06	2017.6795	1965	3	2.31	0.11	VLOH
17SEP12	2017.6986	1966	3	2.48	0.12	VLOH
17SEP19	2017.7178	1967	3	2.36	0.12	VLOH
17SEP26	2017.7370	1968	3	2.41	0.11	VLOH
17OCT03	2017.7562	1969	3	2.74	0.11	VLOH
17OCT11	2017.7753	1970	3	2.58	0.12	VLOH
17OCT17	2017.7945	1971	3	2.40	0.12	VLOH
17OCT25	2017.8137	1972	3	1.93	0.11	VLOH
17NOV01	2017.8329	1973	3	2.11	0.11	VLOH
17NOV08	2017.8521	1974	3	2.46	0.11	VLOH
17NOV15	2017.8712	1975	3	2.32	0.12	VLOH
17NOV22	2017.8904	1976	3	2.45	0.12	VLOH
17NOV28	2017.9096	1977	3	2.43	0.12	VLOH
17DEC05	2017.9288	1978	3	2.52	0.12	VLOH
17DEC12	2017.9479	1979	3	2.26	0.12	VLOH
17DEC19	2017.9671	1980	3	2.32	0.12	VLOH
17DEC26	2017.9863	1981	3	2.70	0.12	VLOH
18JAN04	2018.0082	1982	4	2.98	0.14	VLOH
18JAN09	2018.0247	1983	3	2.98	0.12	VLOH
18JAN17	2018.0438	1984	3	2.91	0.12	VLOH
18JAN24	2018.0630	1985	3	2.99	0.12	VLOH
18JAN31	2018.0822	1986	3	3.11	0.12	VLOH
18FEB07	2018.1014	1987	3	3.00	0.12	VLOH
18FEB13	2018.1205	1988	3	3.75	0.12	VLOH
18FEB20	2018.1397	1989	3	3.60	0.12	VLOH
18FEB27	2018.1589	1990	3	4.14	0.12	VLOH
18MAR07	2018.1781	1991	3	4.59	0.12	VLOH
18MAR13	2018.1973	1992	3	4.12	0.12	VLOH
18MAR21	2018.2164	1993	3	4.19	0.12	VLOH
18MAR27	2018.2356	1994	3	3.86	0.12	VLOH
18APR04	2018.2548	1995	3	3.78	0.12	VLOH
18APR11	2018.2740	1996	3	3.94	0.12	VLOH
18APR18	2018.2932	1997	3	4.32	0.12	VLOH
18APR24	2018.3123	1998	3	3.46	0.11	VLOH
18MAY01	2018.3315	1999	3	3.47	0.12	VLOH
18MAY09	2018.3507	2000	3	3.61	0.12	VLOH
18MAY15	2018.3699	2001	3	4.19	0.11	VLOH
18MAY23	2018.3890	2002	3	3.69	0.12	VLOH
18MAY29	2018.4082	2003	3	3.70	0.11	VLOH
18JUN06	2018.4274	2004	3	4.29	0.11	VLOH
18JUN13	2018.4475	2005	3	4.18	0.12	VLOH
18JUN20	2018.4658	2006	3	3.98	0.12	VLOH
18JUN27	2018.4849	2007	3	4.05	0.12	VLOH
18JUL03	2018.5041	2008	3	3.36	0.11	VLOH
18JUL10	2018.5233	2009	3	4.07	0.11	VLOH
18JUL17	2018.5425	2010	3	4.14	0.11	VLOH
18JUL22	2018.5548	2011	0	3.99	0.22	VLOH
14FEB15	2014.1233	1779	6	-4.92	0.59	VOHG
14FEB18	2014.1342	1780	3	-3.33	0.23	VOHG
14FEB25	2014.1534	1781	3	-4.01	0.23	VOHG
14MAR04	2014.1726	1782	3	-4.14	0.24	VOHG
14MAR12	2014.1918	1783	3	-3.10	0.23	VOHG
14MAR18	2014.2110	1784	3	-2.72	0.23	VOHG
14MAR26	2014.2301	1785	3	-2.69	0.23	VOHG

14APR01	2014.2493	1786	3	-3.43	0.23	VOHG
14APR09	2014.2685	1787	3	-3.19	0.25	VOHG
14APR15	2014.2863	1788	2	-5.29	0.27	VOHG
14APR22	2014.3068	1789	3	-4.55	0.24	VOHG
14APR29	2014.3260	1790	3	-4.40	0.25	VOHG
14MAY06	2014.3452	1791	3	-5.34	0.24	VOHG
14MAY14	2014.3644	1792	3	-5.04	0.24	VOHG
14MAY20	2014.3836	1793	3	-4.65	0.24	VOHG
14MAY28	2014.4027	1794	3	-5.62	0.24	VOHG
14JUN03	2014.4219	1795	3	-5.08	0.24	VOHG
14JUN11	2014.4411	1796	3	-5.38	0.24	VOHG
14JUN18	2014.4603	1797	3	-5.79	0.24	VOHG
14JUN25	2014.4795	1798	3	-5.99	0.24	VOHG
14JUL01	2014.4986	1799	3	-4.92	0.25	VOHG
14JUL08	2014.5178	1800	3	-5.43	0.24	VOHG
14JUL15	2014.5370	1801	3	-4.38	0.24	VOHG
14JUL22	2014.5562	1802	3	-4.02	0.24	VOHG
14JUL30	2014.5753	1803	3	-4.87	0.24	VOHG
14AUG05	2014.5945	1804	3	-5.58	0.24	VOHG
14AUG13	2014.6137	1805	3	-5.97	0.24	VOHG
14AUG20	2014.6329	1806	3	-6.75	0.23	VOHG
14AUG27	2014.6521	1807	3	-5.24	0.23	VOHG
14SEP03	2014.6712	1808	3	-5.75	0.23	VOHG
14SEP10	2014.6904	1809	3	-4.51	0.23	VOHG
14SEP16	2014.7096	1810	3	-6.15	0.23	VOHG
14SEP23	2014.7288	1811	3	-5.55	0.23	VOHG
14SEP30	2014.7479	1812	3	-5.18	0.23	VOHG
14OCT07	2014.7666	1813	2	-5.33	0.25	VOHG
14OCT14	2014.7863	1814	3	-4.53	0.23	VOHG
14OCT22	2014.8055	1815	3	-4.49	0.24	VOHG
14OCT28	2014.8247	1816	3	-4.42	0.23	VOHG
14NOV05	2014.8438	1817	3	-4.79	0.24	VOHG
14NOV12	2014.8630	1818	3	-3.82	0.24	VOHG
14NOV19	2014.8822	1819	3	-3.10	0.24	VOHG
14NOV26	2014.9014	1820	3	-3.41	0.24	VOHG
14DEC02	2014.9205	1821	3	-4.11	0.24	VOHG
14DEC09	2014.9397	1822	3	-3.91	0.23	VOHG
14DEC16	2014.9589	1823	3	-3.92	0.24	VOHG
14DEC24	2014.9781	1824	3	-3.53	0.23	VOHG
14DEC30	2014.9973	1825	3	-3.68	0.23	VOHG
15JAN07	2015.0164	1826	3	-2.61	0.24	VOHG
15JAN13	2015.0356	1827	3	-2.28	0.24	VOHG
15JAN21	2015.0548	1828	3	-2.21	0.24	VOHG
15JAN28	2015.0740	1829	3	-1.28	0.25	VOHG
15FEB04	2015.0932	1830	3	-2.33	0.25	VOHG
15FEB10	2015.1123	1831	3	-2.35	0.24	VOHG
15FEB17	2015.1315	1832	3	-2.04	0.24	VOHG
15FEB25	2015.1507	1833	3	-2.40	0.24	VOHG
15MAR03	2015.1699	1834	3	-3.34	0.24	VOHG
15MAR11	2015.1890	1835	3	-3.06	0.23	VOHG
15MAR17	2015.2082	1836	3	-3.42	0.23	VOHG
15MAR25	2015.2274	1837	3	-2.73	0.24	VOHG
15APR01	2015.2466	1838	3	-2.17	0.24	VOHG
15APR08	2015.2658	1839	3	-3.17	0.24	VOHG

15APR15	2015.2849	1840	3	-2.44	0.24	VOHG
15APR21	2015.3041	1841	3	-3.00	0.25	VOHG
15APR28	2015.3233	1842	3	-2.99	0.25	VOHG
15MAY05	2015.3425	1843	3	-2.60	0.24	VOHG
15MAY12	2015.3616	1844	3	-3.09	0.24	VOHG
15MAY19	2015.3808	1845	3	-2.57	0.24	VOHG
15MAY27	2015.4000	1846	3	-2.90	0.24	VOHG
15JUN02	2015.4175	1847	2	-2.45	0.27	VOHG
15JUN10	2015.4384	1848	3	-2.45	0.23	VOHG
15JUN17	2015.4575	1849	3	-2.73	0.25	VOHG
15JUN24	2015.4767	1850	3	-3.54	0.24	VOHG
15JUL01	2015.4959	1851	3	-3.32	0.23	VOHG
15JUL07	2015.5151	1852	3	-3.39	0.23	VOHG
15JUL14	2015.5342	1853	3	-3.12	0.24	VOHG
15JUL21	2015.5534	1854	3	-3.30	0.23	VOHG
15JUL28	2015.5726	1855	3	-3.11	0.23	VOHG
15AUG05	2015.5918	1856	3	-2.54	0.24	VOHG
15AUG11	2015.6110	1857	3	-3.38	0.24	VOHG
15AUG19	2015.6301	1858	3	-4.33	0.24	VOHG
15AUG25	2015.6493	1859	3	-3.84	0.24	VOHG
15SEP02	2015.6685	1860	3	-3.80	0.25	VOHG
15SEP09	2015.6877	1861	3	-3.83	0.25	VOHG
15SEP15	2015.7068	1862	3	-3.66	0.24	VOHG
15SEP22	2015.7260	1863	3	-3.41	0.24	VOHG
15SEP29	2015.7452	1864	3	-3.28	0.24	VOHG
15OCT07	2015.7644	1865	3	-3.30	0.24	VOHG
15OCT13	2015.7836	1866	3	-3.35	0.24	VOHG
15OCT21	2015.8027	1867	3	-3.20	0.24	VOHG
15OCT27	2015.8219	1868	3	-2.80	0.25	VOHG
15NOV04	2015.8411	1869	3	-3.06	0.26	VOHG
15NOV11	2015.8603	1870	3	-1.75	0.27	VOHG
15NOV18	2015.8795	1871	3	-2.85	0.26	VOHG
15NOV24	2015.8986	1872	3	-0.97	0.27	VOHG
15DEC01	2015.9178	1873	3	-1.55	0.27	VOHG
15DEC08	2015.9370	1874	3	-1.58	0.27	VOHG
15DEC15	2015.9562	1875	3	-1.35	0.26	VOHG
15DEC23	2015.9753	1876	3	-1.32	0.27	VOHG
15DEC29	2015.9945	1877	3	-0.86	0.27	VOHG
16JAN06	2016.0150	1878	3	-3.74	0.14	VOHG
16JAN14	2016.0355	1879	3	0.47	0.26	VOHG
16JAN20	2016.0546	1880	3	-0.13	0.25	VOHG
16JAN28	2016.0738	1881	3	-0.07	0.26	VOHG
16FEB04	2016.0929	1882	3	-1.35	0.25	VOHG
16FEB11	2016.1120	1883	3	-0.18	0.26	VOHG
16FEB17	2016.1311	1884	3	-0.77	0.25	VOHG
16FEB24	2016.1503	1885	3	0.28	0.25	VOHG
16MAR02	2016.1680	1886	4	0.42	0.26	VOHG
16MAR09	2016.1858	1887	3	-1.06	0.24	VOHG
16MAR16	2016.2049	1888	3	0.18	0.25	VOHG
16MAR22	2016.2240	1889	3	-0.86	0.23	VOHG
16MAR30	2016.2432	1890	3	-0.03	0.23	VOHG
16APR06	2016.2623	1891	3	-0.28	0.23	VOHG
16APR13	2016.2814	1892	3	-0.03	0.23	VOHG
16APR19	2016.3005	1893	3	0.56	0.24	VOHG

16APR26	2016.3197	1894	3	-0.18	0.22	VOHG
16MAY04	2016.3388	1895	3	-0.14	0.23	VOHG
16MAY11	2016.3579	1896	3	-0.38	0.23	VOHG
16MAY17	2016.3770	1897	3	-0.63	0.23	VOHG
16MAY24	2016.3962	1898	3	-1.00	0.23	VOHG
16JUN00	2016.4153	1899	3	-0.92	0.23	VOHG
16JUN08	2016.4344	1900	3	-1.01	0.23	VOHG
16JUL17	2016.5437	1906	1	-1.34	0.47	VOHG
17FEB10	2017.1110	1935	5	0.95	0.51	VOHG
17FEB14	2017.1233	1936	3	1.57	0.22	VOHG
17FEB21	2017.1425	1937	3	2.39	0.22	VOHG
17FEB28	2017.1616	1938	3	1.72	0.22	VOHG
17MAR07	2017.1808	1939	3	2.29	0.22	VOHG
17MAR15	2017.2000	1940	3	1.57	0.22	VOHG
17MAR22	2017.2192	1941	3	3.13	0.22	VOHG
17MAR29	2017.2384	1942	3	1.98	0.21	VOHG
17APR05	2017.2575	1943	3	3.16	0.21	VOHG
17APR12	2017.2767	1944	3	2.31	0.21	VOHG
17APR19	2017.2959	1945	3	3.53	0.21	VOHG
17APR25	2017.3151	1946	3	3.35	0.21	VOHG
17MAY02	2017.3342	1947	3	2.19	0.22	VOHG
17MAY09	2017.3534	1948	3	2.01	0.21	VOHG
17MAY16	2017.3726	1949	3	2.50	0.22	VOHG
17MAY24	2017.3918	1950	3	2.63	0.21	VOHG
17MAY30	2017.4110	1951	3	2.28	0.21	VOHG
17JUN07	2017.4301	1952	3	2.73	0.22	VOHG
17JUN13	2017.4493	1953	3	2.49	0.21	VOHG
17JUN21	2017.4685	1954	3	2.37	0.21	VOHG
17JUN28	2017.4877	1955	3	1.76	0.21	VOHG
17JUL04	2017.5068	1956	3	2.25	0.22	VOHG
17JUL11	2017.5260	1957	3	2.02	0.21	VOHG
17JUL18	2017.5452	1958	3	2.47	0.21	VOHG
17JUL26	2017.5644	1959	3	2.82	0.23	VOHG
17AUG01	2017.5836	1960	3	2.01	0.22	VOHG
17AUG09	2017.6027	1961	3	3.03	0.21	VOHG
17AUG15	2017.6219	1962	3	2.42	0.22	VOHG
17AUG23	2017.6411	1963	3	1.19	0.22	VOHG
17AUG30	2017.6603	1964	3	1.74	0.22	VOHG
17SEP06	2017.6795	1965	3	2.02	0.22	VOHG
17SEP12	2017.6986	1966	3	1.05	0.22	VOHG
17SEP19	2017.7178	1967	3	1.30	0.21	VOHG
17SEP26	2017.7370	1968	3	1.80	0.21	VOHG
17OCT03	2017.7562	1969	3	2.20	0.22	VOHG
17OCT11	2017.7753	1970	3	2.37	0.22	VOHG
17OCT17	2017.7945	1971	3	2.36	0.22	VOHG
17OCT25	2017.8137	1972	3	2.08	0.22	VOHG
17NOV01	2017.8329	1973	3	2.46	0.21	VOHG
17NOV08	2017.8521	1974	3	2.99	0.22	VOHG
17NOV15	2017.8712	1975	3	4.06	0.22	VOHG
17NOV22	2017.8904	1976	3	5.00	0.22	VOHG
17NOV28	2017.9096	1977	3	4.77	0.23	VOHG
17DEC05	2017.9288	1978	3	4.98	0.23	VOHG
17DEC12	2017.9479	1979	3	5.24	0.24	VOHG
17DEC19	2017.9671	1980	3	4.08	0.24	VOHG

17DEC26	2017.9863	1981	3	3.78	0.24	VOHG
18JAN03	2018.0055	1982	3	4.11	0.24	VOHG
18JAN09	2018.0247	1983	3	4.34	0.24	VOHG
18JAN15	2018.0397	1984	1	4.02	0.32	VOHG
18MAR08	2018.1822	1991	4	4.86	0.32	VOHG
18MAR13	2018.1973	1992	3	4.59	0.24	VOHG
18MAR18	2018.2096	1993	0	5.83	0.45	VOHG
19MAR01	2019.1630	2042	5	7.67	0.43	VOHG
19MAR06	2019.1753	2043	3	6.46	0.22	VOHG
19MAR12	2019.1945	2044	3	6.30	0.22	VOHG
19MAR20	2019.2137	2045	3	5.81	0.22	VOHG
19MAR27	2019.2329	2046	3	6.52	0.22	VOHG
19APR03	2019.2521	2047	3	5.81	0.24	VOHG
19APR10	2019.2712	2048	3	5.85	0.23	VOHG
19APR17	2019.2904	2049	3	5.60	0.22	VOHG
19APR23	2019.3096	2050	3	5.89	0.22	VOHG
19APR30	2019.3288	2051	3	5.70	0.22	VOHG
19MAY07	2019.3479	2052	3	5.71	0.22	VOHG
19MAY14	2019.3671	2053	3	4.96	0.22	VOHG
19MAY21	2019.3863	2054	3	5.14	0.22	VOHG
19MAY29	2019.4055	2055	3	5.72	0.21	VOHG
19JUN04	2019.4219	2056	2	6.85	0.26	VOHG
19JUN13	2019.4480	2057	4	4.49	0.29	VOHG
19JUN19	2019.4630	2058	3	5.79	0.23	VOHG
19JUN27	2019.4877	2059	5	5.66	0.32	VOHG
19JUL02	2019.4993	2060	2	7.54	0.31	VOHG
19JUL09	2019.5196	2061	2	5.67	0.25	VOHG
19JUL16	2019.5397	2062	3	7.46	0.23	VOHG
19JUL22	2019.5548	2063	1	6.51	0.38	VOHG
19JUL31	2019.5781	2064	3	5.18	0.23	VOHG
19AUG07	2019.5986	2065	3	10.82	0.27	VOHG
19AUG14	2019.6164	2066	3	4.64	0.21	VOHG
19AUG20	2019.6356	2067	3	4.33	0.21	VOHG
19AUG28	2019.6548	2068	3	4.27	0.22	VOHG
19SEP04	2019.6740	2069	3	4.11	0.21	VOHG
19SEP11	2019.6932	2070	3	4.39	0.22	VOHG
19SEP17	2019.7123	2071	3	3.84	0.23	VOHG
19SEP24	2019.7315	2072	3	4.28	0.22	VOHG
19OCT02	2019.7507	2073	3	4.37	0.22	VOHG
19OCT08	2019.7699	2074	3	4.60	0.22	VOHG
19OCT16	2019.7890	2075	3	4.56	0.22	VOHG
19OCT22	2019.8082	2076	3	5.46	0.25	VOHG
19OCT30	2019.8274	2077	3	6.22	0.24	VOHG
19NOV06	2019.8466	2078	3	5.95	0.24	VOHG
19NOV13	2019.8658	2079	3	6.29	0.24	VOHG
19NOV20	2019.8849	2080	3	5.73	0.24	VOHG
19NOV26	2019.9041	2081	3	6.96	0.24	VOHG
19DEC03	2019.9233	2082	3	6.35	0.24	VOHG
19DEC07	2019.9342	2082	6	6.61	0.63	VOHG
16MAR09	2016.1858	1887	3	-2.97	0.14	XPLO
16MAR16	2016.2049	1888	3	-2.84	0.14	XPLO
16MAR22	2016.2240	1889	3	-2.66	0.14	XPLO
16MAR30	2016.2432	1890	3	-2.54	0.14	XPLO
16APR06	2016.2623	1891	3	-2.08	0.13	XPLO

16APR13	2016.2814	1892	3	-2.53	0.14	XPLO
16APR19	2016.3005	1893	3	-1.62	0.14	XPLO
16APR26	2016.3197	1894	3	-2.28	0.14	XPLO
16MAY04	2016.3388	1895	3	-1.33	0.14	XPLO
16MAY11	2016.3579	1896	3	-1.81	0.13	XPLO
16MAY17	2016.3770	1897	3	-1.86	0.13	XPLO
16MAY24	2016.3962	1898	3	-1.96	0.13	XPLO
16JUN00	2016.4153	1899	3	-2.36	0.13	XPLO
16JUN08	2016.4344	1900	3	-3.14	0.14	XPLO
16JUN13	2016.4481	1901	1	-2.60	0.21	XPLO
16OCT14	2016.7842	1918	5	-2.78	0.21	XPLO
16OCT18	2016.7978	1919	3	-1.84	0.13	XPLO
16OCT25	2016.8169	1920	3	-2.08	0.14	XPLO
16NOV02	2016.8361	1921	3	-2.68	0.14	XPLO
16NOV09	2016.8552	1922	3	-2.06	0.14	XPLO
16NOV15	2016.8743	1923	3	-2.46	0.14	XPLO
16NOV22	2016.8934	1924	3	-2.37	0.14	XPLO
16DEC00	2016.9126	1925	3	-2.65	0.14	XPLO
16DEC07	2016.9317	1926	3	-1.97	0.14	XPLO
16DEC14	2016.9513	1927	3	-1.98	0.15	XPLO
16DEC20	2016.9699	1928	3	-1.44	0.14	XPLO
16DEC28	2016.9891	1929	3	-1.89	0.14	XPLO
17JAN03	2017.0082	1930	3	-1.35	0.14	XPLO
17JAN11	2017.0274	1931	3	-1.42	0.14	XPLO
17JAN18	2017.0466	1932	3	-1.91	0.14	XPLO
17JAN25	2017.0658	1933	3	-1.74	0.14	XPLO
17FEB01	2017.0849	1934	3	-1.76	0.14	XPLO
17FEB07	2017.1041	1935	3	-1.67	0.14	XPLO
17FEB14	2017.1233	1936	3	-1.36	0.14	XPLO
17FEB21	2017.1425	1937	3	-1.56	0.14	XPLO
17FEB28	2017.1616	1938	3	-0.77	0.14	XPLO
17MAR07	2017.1808	1939	3	-0.67	0.14	XPLO
17MAR15	2017.2000	1940	3	-0.77	0.14	XPLO
17MAR22	2017.2192	1941	3	-1.18	0.14	XPLO
17MAR29	2017.2384	1942	3	-0.48	0.14	XPLO
17APR05	2017.2575	1943	3	-1.03	0.14	XPLO
17APR12	2017.2767	1944	3	-0.43	0.14	XPLO
17APR19	2017.2959	1945	3	-1.00	0.14	XPLO
17APR25	2017.3151	1946	3	-1.19	0.14	XPLO
17MAY02	2017.3342	1947	3	-1.05	0.15	XPLO
17MAY09	2017.3534	1948	3	-0.24	0.14	XPLO
17MAY16	2017.3726	1949	3	-0.06	0.14	XPLO
17MAY24	2017.3918	1950	3	2.78	0.14	XPLO
17MAY30	2017.4110	1951	3	-0.30	0.14	XPLO
17JUN06	2017.4296	1952	2	-1.14	0.16	XPLO
17JUN14	2017.4493	1953	3	0.31	0.15	XPLO
17JUN21	2017.4685	1954	3	0.86	0.14	XPLO
17JUN28	2017.4877	1955	3	-0.37	0.14	XPLO
17JUL04	2017.5068	1956	3	-0.56	0.14	XPLO
17JUL11	2017.5260	1957	3	-0.16	0.14	XPLO
17JUL18	2017.5452	1958	3	-0.51	0.14	XPLO
17JUL26	2017.5644	1959	3	-0.68	0.14	XPLO
17AUG01	2017.5836	1960	3	-0.97	0.14	XPLO
17AUG09	2017.6027	1961	3	-0.25	0.14	XPLO

17AUG15	2017.6219	1962	3	-0.32	0.14	XPLO
17AUG23	2017.6411	1963	3	4.01	0.15	XPLO
17AUG30	2017.6603	1964	3	-0.45	0.14	XPLO
17SEP06	2017.6795	1965	3	-0.90	0.14	XPLO
17SEP12	2017.6986	1966	3	-1.03	0.14	XPLO
17SEP19	2017.7178	1967	3	-0.92	0.14	XPLO
17SEP26	2017.7370	1968	3	-0.56	0.13	XPLO
17OCT03	2017.7562	1969	3	-0.10	0.14	XPLO
17OCT11	2017.7753	1970	3	-0.88	0.14	XPLO
17OCT17	2017.7945	1971	3	-0.87	0.14	XPLO
17OCT25	2017.8137	1972	3	-1.32	0.14	XPLO
17NOV01	2017.8329	1973	3	-1.11	0.14	XPLO
17NOV08	2017.8521	1974	3	-1.39	0.14	XPLO
17NOV15	2017.8712	1975	3	-1.82	0.14	XPLO
17NOV22	2017.8904	1976	3	-0.88	0.14	XPLO
17NOV28	2017.9096	1977	3	-1.66	0.14	XPLO
17DEC05	2017.9288	1978	3	-0.46	0.14	XPLO
17DEC12	2017.9479	1979	3	-1.70	0.14	XPLO
17DEC19	2017.9671	1980	3	-1.04	0.14	XPLO
17DEC26	2017.9863	1981	3	-0.81	0.14	XPLO
18JAN03	2018.0055	1982	3	-0.95	0.14	XPLO
18JAN09	2018.0247	1983	3	-1.13	0.14	XPLO
18JAN17	2018.0438	1984	3	-0.22	0.14	XPLO
18JAN24	2018.0630	1985	3	-0.41	0.14	XPLO
18JAN31	2018.0822	1986	3	-0.19	0.14	XPLO
18FEB07	2018.1014	1987	3	-0.49	0.14	XPLO
18FEB13	2018.1205	1988	3	-0.50	0.15	XPLO
18FEB20	2018.1397	1989	3	0.23	0.15	XPLO
18FEB27	2018.1589	1990	3	1.03	0.15	XPLO
18MAR07	2018.1781	1991	3	0.81	0.15	XPLO
18MAR13	2018.1973	1992	3	0.57	0.14	XPLO
18MAR21	2018.2164	1993	3	0.86	0.14	XPLO
18MAR27	2018.2356	1994	3	0.49	0.14	XPLO
18APR04	2018.2548	1995	3	0.42	0.14	XPLO
18APR11	2018.2740	1996	3	0.98	0.14	XPLO
18APR18	2018.2932	1997	3	0.73	0.14	XPLO
18APR24	2018.3123	1998	3	0.65	0.14	XPLO
18MAY01	2018.3315	1999	3	0.64	0.14	XPLO
18MAY09	2018.3507	2000	3	0.76	0.14	XPLO
18MAY15	2018.3699	2001	3	0.91	0.14	XPLO
18MAY23	2018.3890	2002	3	1.35	0.14	XPLO
18MAY29	2018.4082	2003	3	0.55	0.14	XPLO
18JUN06	2018.4274	2004	3	0.63	0.14	XPLO
18JUN13	2018.4466	2005	3	0.71	0.14	XPLO
18JUN20	2018.4658	2006	3	2.77	0.15	XPLO
18JUN27	2018.4849	2007	3	1.15	0.14	XPLO
18JUL03	2018.5041	2008	3	1.71	0.14	XPLO
18JUL10	2018.5233	2009	3	1.04	0.14	XPLO
18JUL17	2018.5425	2010	3	1.06	0.14	XPLO
18JUL24	2018.5616	2011	3	1.07	0.14	XPLO
18JUL31	2018.5808	2012	3	0.58	0.14	XPLO
18AUG08	2018.6000	2013	3	0.59	0.14	XPLO
18AUG15	2018.6192	2014	3	0.56	0.14	XPLO
18AUG22	2018.6384	2015	3	0.98	0.14	XPLO

18AUG29	2018.6575	2016	3	0.69	0.14	XPLO
18SEP05	2018.6767	2017	3	1.04	0.14	XPLO
18SEP12	2018.6959	2018	3	0.96	0.14	XPLO
18SEP18	2018.7151	2019	3	0.87	0.14	XPLO
18SEP25	2018.7342	2020	3	0.76	0.14	XPLO
18OCT02	2018.7534	2021	3	1.50	0.14	XPLO
18OCT09	2018.7726	2022	3	0.64	0.14	XPLO
18OCT17	2018.7918	2023	3	0.13	0.14	XPLO
18OCT23	2018.8110	2024	3	0.09	0.14	XPLO
18OCT31	2018.8301	2025	3	0.01	0.14	XPLO
18NOV06	2018.8493	2026	3	-0.55	0.14	XPLO
18NOV14	2018.8685	2027	3	0.19	0.14	XPLO
18NOV21	2018.8877	2028	3	0.90	0.14	XPLO
18NOV27	2018.9068	2029	3	0.39	0.14	XPLO
18DEC04	2018.9260	2030	3	0.17	0.14	XPLO
18DEC11	2018.9452	2031	3	-0.50	0.14	XPLO
18DEC17	2018.9616	2032	2	-0.06	0.17	XPLO
19JAN02	2019.0041	2034	3	0.67	0.16	XPLO
19JAN08	2019.0219	2035	3	0.00	0.14	XPLO
19JAN16	2019.0411	2036	3	0.63	0.14	XPLO
19JAN23	2019.0603	2037	3	0.76	0.15	XPLO
19JAN30	2019.0795	2038	3	0.36	0.14	XPLO
19FEB05	2019.0986	2039	3	0.81	0.14	XPLO
19FEB13	2019.1187	2040	3	1.69	0.16	XPLO
19FEB19	2019.1370	2041	3	1.24	0.14	XPLO
19FEB26	2019.1562	2042	3	1.43	0.14	XPLO
19MAR06	2019.1753	2043	3	2.29	0.14	XPLO
19MAR12	2019.1945	2044	3	1.63	0.14	XPLO
19MAR20	2019.2137	2045	3	1.21	0.14	XPLO
19MAR27	2019.2329	2046	3	1.27	0.14	XPLO
19APR03	2019.2521	2047	3	0.82	0.15	XPLO
19APR10	2019.2712	2048	3	1.42	0.15	XPLO
19APR17	2019.2904	2049	3	1.88	0.14	XPLO
19APR23	2019.3096	2050	3	1.43	0.14	XPLO
19APR30	2019.3288	2051	3	1.79	0.14	XPLO
19MAY07	2019.3479	2052	3	1.71	0.14	XPLO
19MAY14	2019.3671	2053	3	1.57	0.14	XPLO
19MAY21	2019.3863	2054	3	2.07	0.14	XPLO
19MAY29	2019.4055	2055	3	1.92	0.14	XPLO
19JUN04	2019.4247	2056	3	1.81	0.14	XPLO
19JUN12	2019.4438	2057	3	1.60	0.14	XPLO
19JUN19	2019.4630	2058	3	1.61	0.14	XPLO
19JUN26	2019.4822	2059	3	2.30	0.14	XPLO
19JUL03	2019.5014	2060	3	1.49	0.14	XPLO
19JUL09	2019.5205	2061	3	1.49	0.14	XPLO
19JUL16	2019.5397	2062	3	1.33	0.15	XPLO
19JUL23	2019.5589	2063	3	1.03	0.14	XPLO
19JUL31	2019.5781	2064	3	1.48	0.14	XPLO
19AUG06	2019.5973	2065	3	5.45	0.15	XPLO
19AUG14	2019.6164	2066	3	1.17	0.14	XPLO
19AUG20	2019.6356	2067	3	1.16	0.14	XPLO
19AUG28	2019.6548	2068	3	3.27	0.15	XPLO
19SEP04	2019.6740	2069	3	1.70	0.14	XPLO
19SEP11	2019.6932	2070	3	0.84	0.14	XPLO



19SEP17	2019.7123	2071	3	-0.25	0.15	XPLO
19SEP24	2019.7315	2072	3	1.27	0.14	XPLO
19OCT02	2019.7507	2073	3	0.78	0.14	XPLO
19OCT08	2019.7699	2074	3	0.90	0.14	XPLO
19OCT16	2019.7890	2075	3	0.54	0.14	XPLO
19OCT22	2019.8082	2076	3	0.55	0.14	XPLO
19OCT30	2019.8274	2077	3	0.75	0.14	XPLO
19NOV03	2019.8398	2078	0	0.73	0.27	XPLO