

## STUDENT REGISTRATION INSTRUCTIONS FOR CANVAS INTEGRATED MyLab COURSES

\*Please note: Access codes obtained through authorizing charges to your student financials account are provided at a discounted price. You must authorize charges on or before January 15, 2016. If you do not wish to authorize charges to your student financials account or if it is after January 15, you may purchase an access code at the bookstore instead.

\*If you wish to purchase a print text you may also purchase those at the bookstore at a discounted price.

1. Go to <https://lss.at.ufl.edu/> and click e-Learning in Canvas

Announcements	
▶ Early Access to Canvas Courses	Wed, Aug 20, 2014
▶ VoiceThread Maintenance, 9/1	Tue, Aug 19, 2014
▶ e-Learning in Canvas Course Dates	Tue, Aug 12, 2014
▶ VoiceThread Security Advisory for Canvas	Tue, Aug 05, 2014
▶ Canvas Now Registers Course Requests New Open	Fri, Jul 25, 2014

2. Locate your course

**Configure Communication Preferences**  
Now that you're registered with Canvas, you might want to configure what notifications you'll receive as your courses progress. Click here to let you choose how and for what events you'd like to be notified. When things happen in your courses you can choose to be notified immediately, daily or weekly.

[Configure Communication Preferences](#)

---

### Recent Activity

**1** Discussion  
ECO2013

3. Once you have entered your course, click on "Start Here"
4. Click on the following link

<https://www.bsd.ufl.edu/G1CO/IPay1f/start.aspx?TASK=INCLUDED>

- This prompts you to log in with your GatorLink account

UF Authentication

GatorLink Username  
GatorLink Username

Password  
Password

Login

Change Password

Forgot Password

Create Account

Trouble Signing On?

© University of Florida, Gainesville, FL 32611  
For assistance, contact the [UF Computing Help Desk](#).  
This page was last updated September 15, 2013.

UNIVERSITY of FLORIDA

5. Students are shown a list of classes in this program in which they are enrolled with the prices. They are given the option to authorize charges.

University of Florida

Welcome WILCLEY LIMA! | [Terms](#) | [FAQ](#) | [Log Out](#)

CHOOSE AN OPTION:  Go!

**Gator 1 Central**  
[F.A.Q.](#), [Podcast](#), [Location & Hours](#), [Contact](#), [Mission Statement](#)

**ID Card Services**  
[Location & Hours](#), [Mission & Policy](#), [Deactivate Lost Card](#), [Other Services](#)

**Campus Vending Services**  
[Products & Services](#), [Open an Account](#), [Report a Problem](#), [Policies](#)

**Gator Dining**  
[Meal Plans](#), [Locations](#), [Hours](#), [Menus](#)

**UF Bookstore**  
[Mission & Hours](#), [Cap & Gown Rentals](#), [UF Book Market](#), [Bookstore Home](#)

**Transportation & Parking**  
[RTS Information](#), [Pay a Parking Citation](#)

**Get access codes for your classes**

You are enrolled in the following classes which require an access code for online content:  
ACG2021 - \$105.00

You may authorize these charges to be posted to your student financials account and receive access codes immediately. Charges through this system are refundable if you drop the class before the end of the Add/Drop period (11:59 pm on May 12, 2015 for Summer A/C).

I authorize the above charges to be posted to my student financials account.

If you have any issues with this system, please contact us at [included@bsd.ufl.edu](mailto:included@bsd.ufl.edu)

6. The access code is displayed **\*\*\*\*Note: copy this code onto your clipboard**

University of Florida Welcome WILCLEY LIMA! | Terms | FAQ | Log Out

GATOR CENTRAL
CHOOSE AN OPTION: ▼ Go!

- Gator 1 Central**  
[F.A.Q.](#), [Podcast](#), [Location & Hours](#), [Contact](#), [Mission Statement](#)
- ID Card Services**  
[Location & Hours](#), [Mission & Policy](#), [Deactivate Lost Card](#), [Other Services](#)
- Campus Vending Services**  
[Products & Services](#), [Open an Account](#), [Report a Problem](#), [Policies](#)
- Gator Dining**  
[Meal Plans](#), [Locations](#), [Hours](#), [Menus](#)
- UF Bookstore**  
[Mission & Hours](#), [Cap & Gown Rentals](#), [UF Book Market](#), [Bookstore Home](#)
- Transportation & Parking**  
[RTS Information](#), [Pay a](#)

## Get access codes for your classes

Thank you! Please copy the access codes below and paste it when prompted in Canvas:

ACG2021 - **4QIQBCXDGULRBQAE0WXSCM**

If you have any issues with this system, please contact us at [included@bsd.ufl.edu](mailto:included@bsd.ufl.edu)

\*\*\*Late enrollment information may lag behind by a day or so. If no enrollment is found for the student, they are shown this screen. If this screen is shown, please try again the next day.\*\*\*

University of Florida Welcome WILCLEY LIMA! | Terms | FAQ | Log Out

GATOR CENTRAL
CHOOSE AN OPTION: ▼ Go!

- Gator 1 Central**  
[F.A.Q.](#), [Podcast](#), [Location & Hours](#), [Contact](#), [Mission Statement](#)
- ID Card Services**  
[Location & Hours](#), [Mission & Policy](#), [Deactivate Lost Card](#), [Other Services](#)
- Campus Vending Services**  
[Products & Services](#), [Open an Account](#), [Report a Problem](#), [Policies](#)
- Gator Dining**  
[Meal Plans](#), [Locations](#), [Hours](#), [Menus](#)
- UF Bookstore**  
[Mission & Hours](#), [Cap & Gown Rentals](#), [UF Book Market](#), [Bookstore Home](#)
- Transportation & Parking**  
[RTS Information](#), [Pay a](#)

## Get access codes for your classes

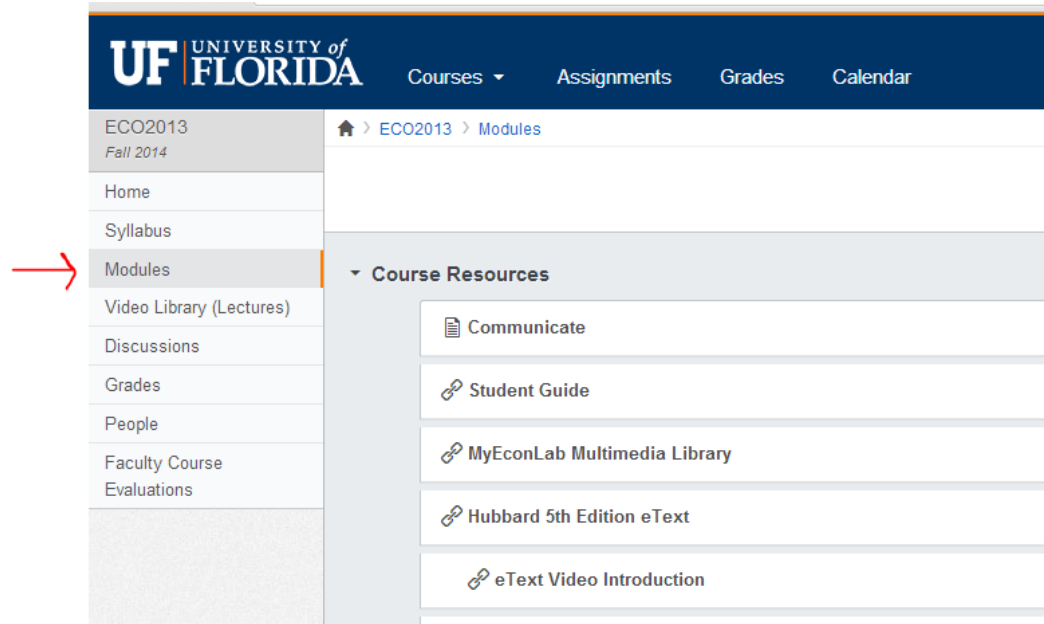
Sorry, but we could not confirm your enrollment in any of the classes supported by this system. Supported classes are listed below. If you recently registered for this class, please try again tomorrow.

Supported Classes:

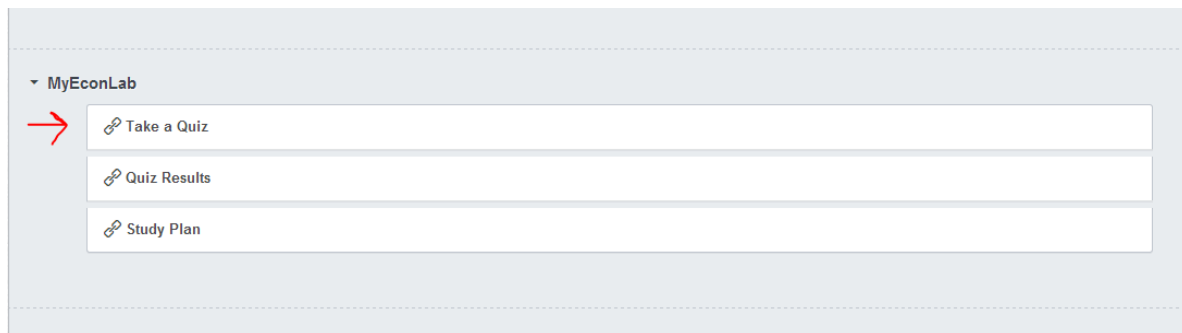
ACG 2021
ARH 2000
MAN 3025
MAN 4504

If you have any issues with this system, please contact us at [included@bsd.ufl.edu](mailto:included@bsd.ufl.edu)

7. Continue back into your Canvas course. Click the Modules link.



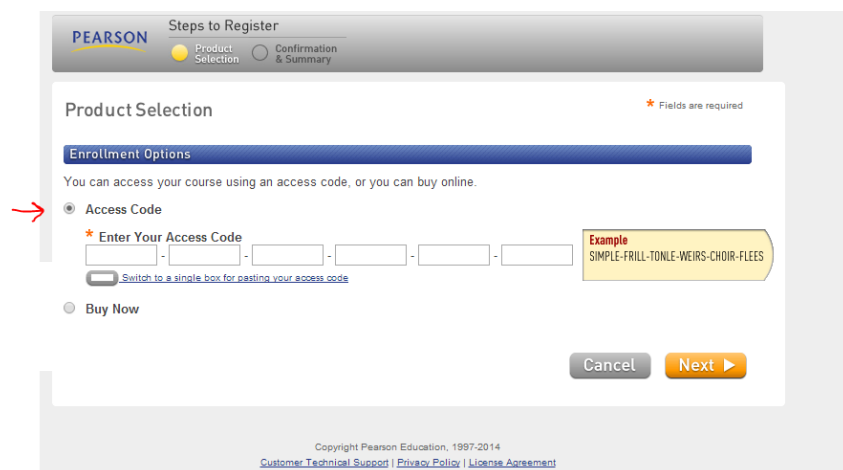
8. Click any MyLab link, such as Assignments, Homework, Study Plan, etc.



9. Click "Load MyLab in a new window".

10. Agree to the User Agreement, by clicking "I Agree" at the bottom of the page.

11. Make your selection to enter the access code provided or purchase an access code at the University of Florida Bookstore. Click Next. **\*\*\*Note: Please disregard the option to "Buy Now"**



12. Once you have entered your access code or purchased access, you will receive the confirmation below that you have successfully subscribed to your MyLab. Click Return to Course.

The screenshot shows the Pearson MyLab registration process. At the top, the Pearson logo is on the left, and 'Steps to Register' is on the right. Below 'Steps to Register', there are two progress indicators: a green checkmark for 'Product Selection' and a yellow circle for 'Confirmation & Summary'. The main heading is 'Confirmation & Summary' with a 'Print This Page' button to its right. Below the heading, a message states: 'You have successfully subscribed to a Pearson Education online product. Please [print this page](#) as your receipt.' A blue bar contains the text 'You now have access to...'. Below this, the text 'Canvas Learning Management System' is displayed, followed by a 'Return to Course' button with a right-pointing arrow. To the left, the user's role and account details are listed: 'Role: Student', 'Expiration Date: Feb 20, 2017', and 'Section or Module: Canvas Learning Management System'. To the right, the account and order IDs are listed: 'Account ID: 59524697' and 'Order ID: 130498889'. At the bottom, another blue bar contains the text 'About Your Transaction'.

13. At this point you may begin work in your course. Please note, you may need to allow Pop-ups from the MyLab site if your browser isn't already set to do so.

14. Please remember that there are dedicated tech support contacts for UF Students.

*If you are having difficulties **navigating your Canvas course to obtain your access code**, contact the following address:*

[included@bsd.ufl.edu](mailto:included@bsd.ufl.edu)

*If you are having difficulties with an **invalid access code**, contact the following address:*[included@bsd.ufl.edu](mailto:included@bsd.ufl.edu)

*If you are having technical difficulties with the Pearson MyLab or Mastering products, contact Pearson technical support at <http://247personed.custhelp.com/app> and click "contact us."*

Have a wonderful semester and good luck in your course!